

Major Primary Timber Processing Facilities In British Columbia

2003



**BRITISH
COLUMBIA**

Ministry of Forests
Economics and
Trade



Major Primary Timber Processing Facilities in British Columbia

2003

Economics and Trade Branch
Ministry of Forests
Victoria, B.C.

July 2004

Foreword

This is the 2003 edition of the Ministry of Forests' *Major Primary Timber Processing Facilities in British Columbia* and refers to timber processing mills that have primary log processing capability and which operated during 2003. Coverage does not include re-manufacturing plants. Pulp and paper mills and panel plants are included in this report even though some do not have primary log processing capabilities. Where a mill produces more than one product (e.g. lumber and plywood; lumber and paper), each operation is listed in the respective sections of the report.

Reported information was gathered by surveying individual processing mills. If a mill did not submit a response, mill specific information reported in trade publications, directories and corporate annual reports may have been used. In some cases Ministry of Forest staff provided estimates based on their knowledge of the operation and information reported in previous years. This year's report includes a section analyzing the aggregate data gathered through this survey.

The Forest Regions and Forest Districts identified for each mill reflect the new Ministry of Forests organizational structure, effective April 1, 2003, consisting of headquarters in Victoria, three regions and 29 districts.

This report is available free of charge on the Ministry of Forests' Internet site at:

<http://www.for.gov.bc.ca/het/>

Request for hard copies of this report can be made to:

Economics and Trade Branch
Ministry of Forests
P.O. Box 9514, Station Prov Gov,
Victoria, B.C.
V8W 9C2

FAX (250) 387-5050
Phone (250) 387-8610

Forests.EconomicsAndTradeBranchOffice@gems3.gov.bc.ca

The report is updated annually. Please report any errors or omissions to one of the above locations.

Acknowledgements

The cooperation of mill personnel who responded to the Ministry of Forests' survey is gratefully acknowledged.

The important role played by Ministry of Forest regional and district staff in securing mill responses is also gratefully acknowledged.

Table of Contents

| | PAGE |
|--|------|
| Map of Forest Regions and Districts effective April 1, 2003..... | 4 |
| Analysis | 5 |
| Chip Mills | 15 |
| Log Home Mills | 17 |
| Lumber Mills | 21 |
| Pole and Post Mills | 31 |
| Pulp and Paper Mills | 35 |
| Shake and Shingle Mills..... | 39 |
| Veneer, Plywood, and Other Panel Mills..... | 43 |
| Other Primary Processing Mills..... | 47 |

Abbreviations for Products

| | |
|---------------------------------|------------------------|
| CHP - Chips | PNL - Panel |
| CPST - Chopsticks | PLP - Pulp |
| GTR - Guitar | PLY - Plywood |
| LBR - Lumber | SS - Shake and Shingle |
| LVL - Laminated Veneer Lumber | PPR - Paper |
| MDF - Medium Density Fibreboard | VNR - Veneer |
| OSB - Oriented Strand Board | UTI - Utility Pole |
| PLE - Other Pole | PST - Fence Post |

Forest Region and District Boundaries - April 1, 2003

RSI · Southern Interior Forest Region (Kamloops)

- DMH · 100 Mile House Forest District (100 Mile House)
- DAB · Arrow Boundary Forest District (Castlegar, Grand Forks, Nakusp)
- DCS · Cascades Forest District (Merritt, Lillooet, Princeton)
- DCC * Central Cariboo Forest District (Williams Lake, Horsefly, Likely)
- DCH · Chilcotin Forest District (Alexis Creek)
- DCO · Columbia Forest District (Revelstoke, Golden)
- DHW · Headwaters Forest District (Clearwater, McBride)
- DKA * Kamloops Forest District (Kamloops)
- DKL * Kootenay Lake Forest District (Nelson)
- DOS * Okanagan Shuswap Forest District (Vernon, Penticton, Salmon Arm)
- DQU · Quesnel Forest District (Quesnel)
- DRM · Rocky Mountain Forest District (Cranbrook, Invermere)

RNI · Northern Interior Forest Region (Prince George)

- DFN · Fort Nelson Forest District (Fort Nelson)
- DJA · Fort St. James Forest District (Fort St. James)
- DKM * Kalum Forest District (Terrace)
- DMK · Mackenzie Forest District (Mackenzie)
- DND * Nadina Forest District (Burns Lake, Houston)
- DPC * Peace Forest District (Dawson Creek, Fort St. John)
- DPG * Prince George Forest District (Prince George)
- DSS · Skeena Stikine Forest District (Smithers, Dease Lake, Hazelton)
- DVA * Vanderhoof Forest District (Vanderhoof)

RCO · Coast Forest Region (Nanaimo)

- DCR * Campbell River Forest District (Campbell River)
- DCK * Chilliwack Forest District (Chilliwack)
- DNC · North Coast Forest District (Prince Rupert)
- DIC * North Island - Central Coast Forest District (Port McNeill, Hagensborg)
- DQC · Queen Charlotte Islands Forest District (Queen Charlotte City)
- DSI · South Island Forest District (Port Alberni, Duncan)
- DSQ · Squamish Forest District (Squamish)
- DSC · Sunshine Coast Forest District (Powell River, Sechelt)

* Denotes BC Timber Sales Location



ANALYSIS

Introduction

This new section of the report presents summary statistics derived from the 2003 mill survey as well as some time series data for British Columbia lumber mills and some interregional comparisons.

First, fibre supply and use in the province in 2003 is examined through a series of pie charts. Then, selected statistics for medium and large lumber mills for 1990 to 2003 are presented in a table and two charts. Finally, some interregional comparisons of lumber mill size are presented.

Wood Fibre Supply and Use in British Columbia, 2003

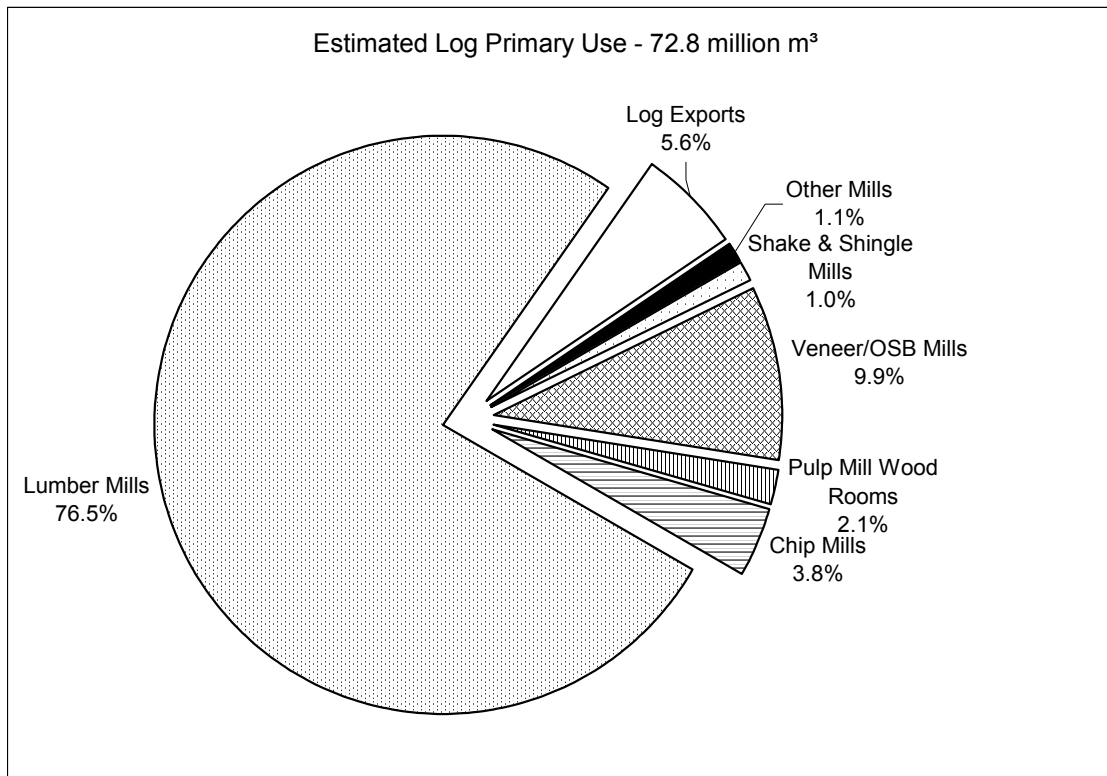
Figure 1 shows estimated log use in British Columbia by mill type. Lumber mills are estimated to use 77% of the log harvest and imports in 2003. Veneer and OSB mills were the next largest user of logs at 10%.

Figure 2 estimates product recovery from lumber mills. It shows that 46% of the volume of wood entering lumber mills is converted to lumber, with the remaining 54% being converted to chips, sawdust and shavings.

Figure 3 combines figures 1 and 2 with a chart showing fibre used by pulp mills. In 2003, 95% of the fibre used by pulp mills is in the form of chips and sawdust obtained from other mills, while 5% is from logs chipped in the pulpmill.

Figure 1: Estimated British Columbia Primary Log Use - 2003

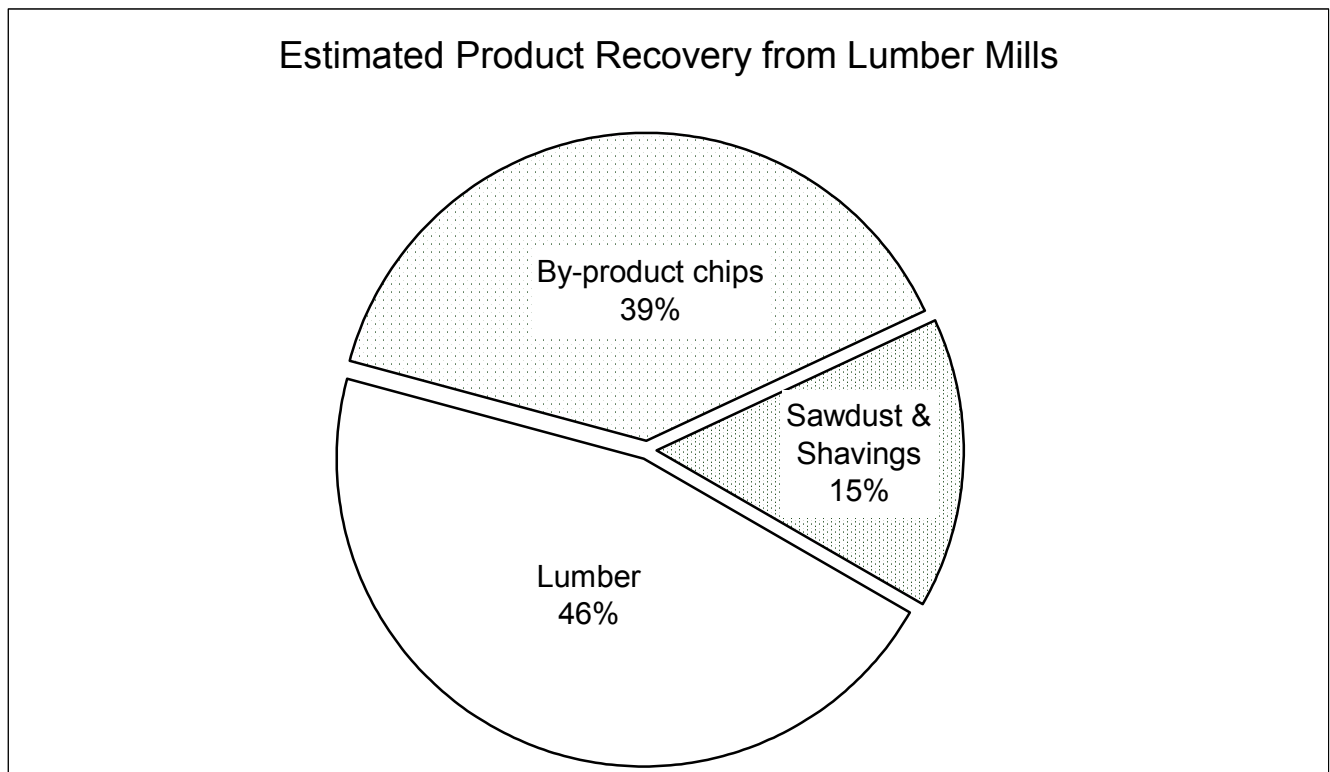
| Log Use By: | Number of Mills | Estimated Volume Used (000 m ³) | Per Cent |
|-----------------------------------|-----------------|---|---------------|
| Lumber Mills | 196 | 55,665 | 76.5% |
| Log Exports | | 4,102 | 5.6% |
| Other Mills | 84 | 830 | 1.1% |
| Shake & Shingle Mills | 44 | 752 | 1.0% |
| Veneer/OSB Mills | 23 | 7,177 | 9.9% |
| Pulp Mill Wood Rooms | 22 | 1,493 | 2.1% |
| Chip Mills | 16 | 2,748 | 3.8% |
| Total Use | | 72,767 | 100.0% |
| 2003 Harvest (estimate) | | 75,500 | |
| Less Waste and Rejects (estimate) | | 1,533 | |
| Plus Log Imports | | 399 | |
| Total Available | | 74,366 | |
| Difference | | 1,599 | 2.1% |



Sources:
Survey data and Statistics Canada, on line trade data

Figure 2: Estimates of Product Recovery from Lumber Mills - 2003

| | Units | |
|---|----------------------------|--------|
| Number of Mills | | 196 |
| Log Input | ('000 m ³) | 55,665 |
| Lumber Output | | |
| Lumber Output (nominal measure) | (mfbm) | 14,686 |
| Lumber Recovery Factor | (mfbm/m ³) | 0.264 |
| Conversion Factor * | (m ³ /mfbm) | 1.737 |
| = Actual Volume of Lumber Produced | ('000 m ³) | 25,509 |
| As Per Cent of Log Input | (%) | 46% |
| By Product Chip Output (from Lumber Mills) | | |
| By Product Chip Output | (000 bdu) | 7,783 |
| By Product Chip Recovery Factor | (bdu/'000 m ³) | 140 |
| Conversion Factor | (m ³ /bdu) | 2.78 |
| = Volume of Chips Produced | ('000 m ³) | 21,636 |
| As Per Cent of Log Input | (%) | 39% |
| Sawdust and Shavings - Estimated Volume | | |
| | ('000 m ³) | 8,520 |
| As Per Cent of Log Input | (%) | 15% |



Sources:

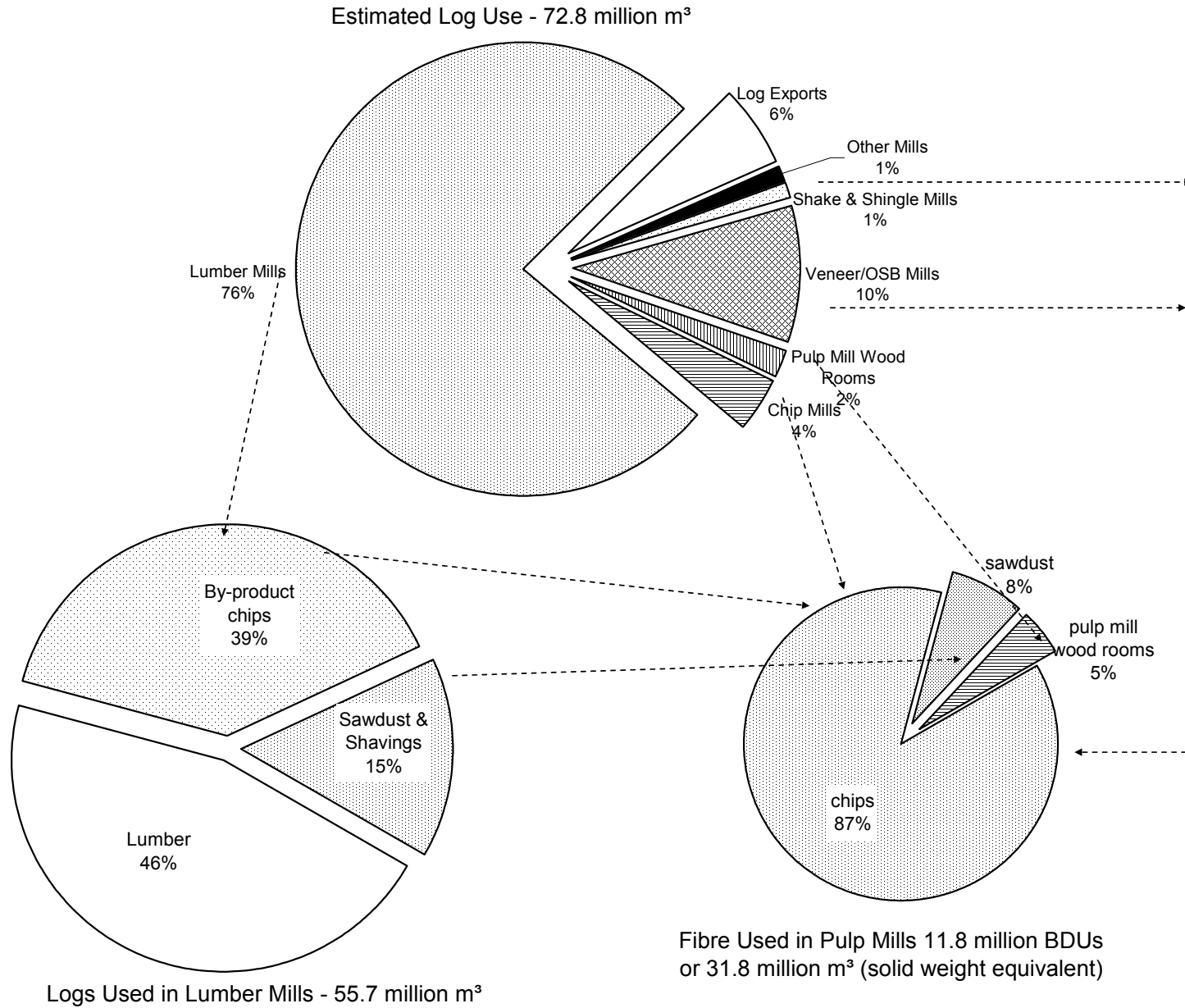
Survey data and

Forintek Canada Corp., "Conversion Factors for the Forest Products Industry in Western Canada", Special Publication No. SP-24R, 1985, Table 21.

Notes:

* This conversion factor is to convert lumber output in nominal board feet to cubic metres solid wood equivalent. mfbm = thousand board feet; m³ = cubic metres; bdu = bone dry unit = 2400 pounds.

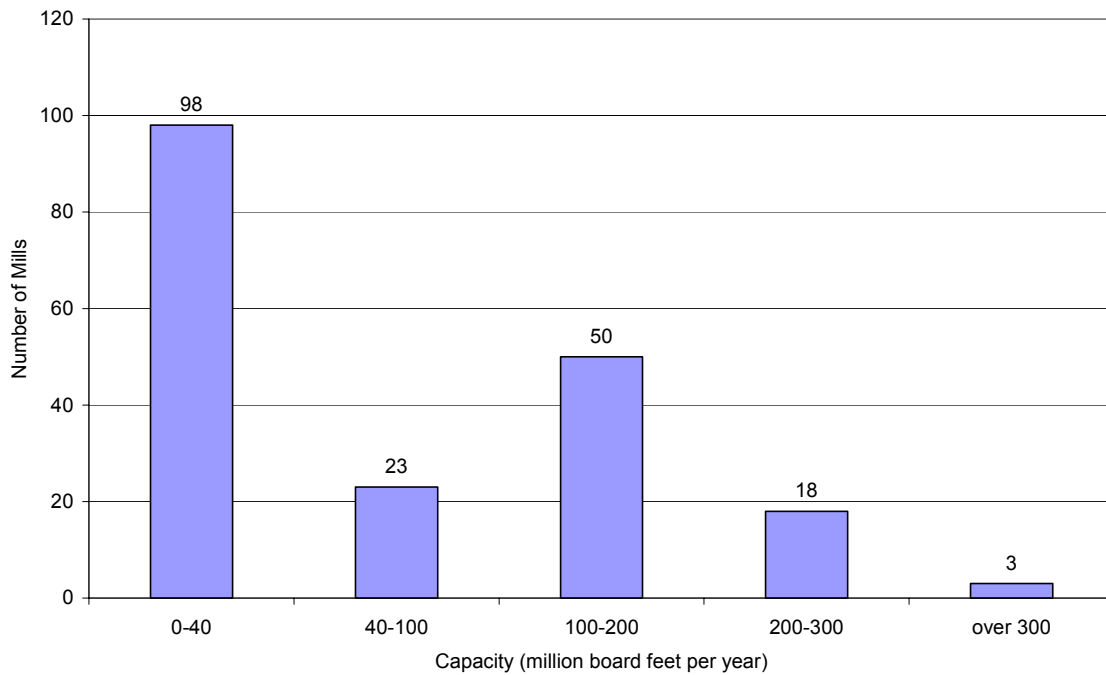
Figure 3: Estimated British Columbia Log and Fibre Use - 2003



Time Series Data for Medium and Large Lumber Mills

Table 1 shows number of mills, lumber capacity, production, input, and estimated lumber recovery factors for medium and large sized (over 40 million board feet per year) sawmills in British Columbia from 1990 to 2003¹. There were 98 of these sized mills operating in 2003, accounting for about 97% of lumber production². Figure 4 shows the distribution of lumber mills in BC by mill size³.

Figure 4: Distribution of British Columbia Lumber Mill Size - 2003



¹ The times series data was developed from historical databases from the Ministry of Forests' annual mill survey and only covers those mills with annual capacity of 40 million board feet or more.

² This publication also includes a large number of small mills: 98 mills with capacity under 40 million board feet operating in 2003, of which half were under 5 million board foot per year capacity.

³ Tolko's Louis Creek sawmill (estimated capacity 98 million board feet per year) burned down partway through 2003 and will not be rebuilt. It is included in the 2003 statistics, but will not be in later years.

Although total sawmill capacity for these mills has remained relatively constant over the time period at about 15 billion board feet per year, Figure 5 show that as the number of mills has fallen over the last decade, the average capacity per mill has increased markedly.

Figure 6 shows that the lumber recovery factor (the volume of lumber mills get from a cubic metre of log input) is increasing over time, and that capacity utilization fluctuates year to year and does not show a clear trend.

Table 1: British Columbia Lumber Mill Summary Statistics for Medium and Large Sized Mills

| | 1990 | 1991 | 1992 | 1993 | 1994 | 1995 | 1996 | 1997 | 1998 | 1999 | 2000 | 2001 | 2002 | 2003 | % change 1990-2003 |
|--|-------|-------|-------|-------|-------|-------|-------|-------|-------|-------|-------|-------|-------|-------|-----------------------|
| Number of Mills | 131 | 126 | 128 | 131 | 126 | 121 | 120 | 120 | 122 | 113 | 113 | 114 | 107 | 98 | -25% |
| Total Capacity (billion board feet per year) | 14.9 | 14.7 | 14.6 | 14.9 | 14.4 | 14.2 | 14.2 | 14.7 | 15.2 | 14.8 | 14.7 | 15.3 | 15.6 | 15.1 | 1% |
| Total Output (billion board feet per year) | 13.7 | 12.8 | 13.7 | 13.4 | 13.5 | 13.3 | 13.5 | 12.9 | 12.8 | 13.5 | 13.6 | 12.8 | 14.3 | 14.2 | 3% |
| Total Input (million cubic metres per year) | 59.2 | 55.7 | 59.2 | 56.8 | 57.2 | 55.8 | 55.9 | 53.0 | 50.9 | 53.0 | 53.8 | 49.7 | 54.0 | 53.1 | -10% |
| Average Capacity (million board feet per mill per year) | 114 | 117 | 114 | 114 | 114 | 117 | 118 | 123 | 124 | 131 | 130 | 134 | 145 | 154 | 36% |
| Capacity Utilization (output divided by capacity) | 92% | 87% | 94% | 90% | 94% | 94% | 95% | 88% | 84% | 91% | 92% | 84% | 92% | 94% | 2% |
| Lumber Recovery Factor ('000 board feet per cubic metre) | 0.232 | 0.229 | 0.232 | 0.235 | 0.236 | 0.239 | 0.241 | 0.244 | 0.251 | 0.254 | 0.253 | 0.258 | 0.264 | 0.267 | 15% |

Medium and large sized mills defined as having capacity of 40 million board feet per year or greater.

Figure 5: Number of British Columbia Medium and Large Sized Lumber Mills and Average Mill Size, 1990-2003

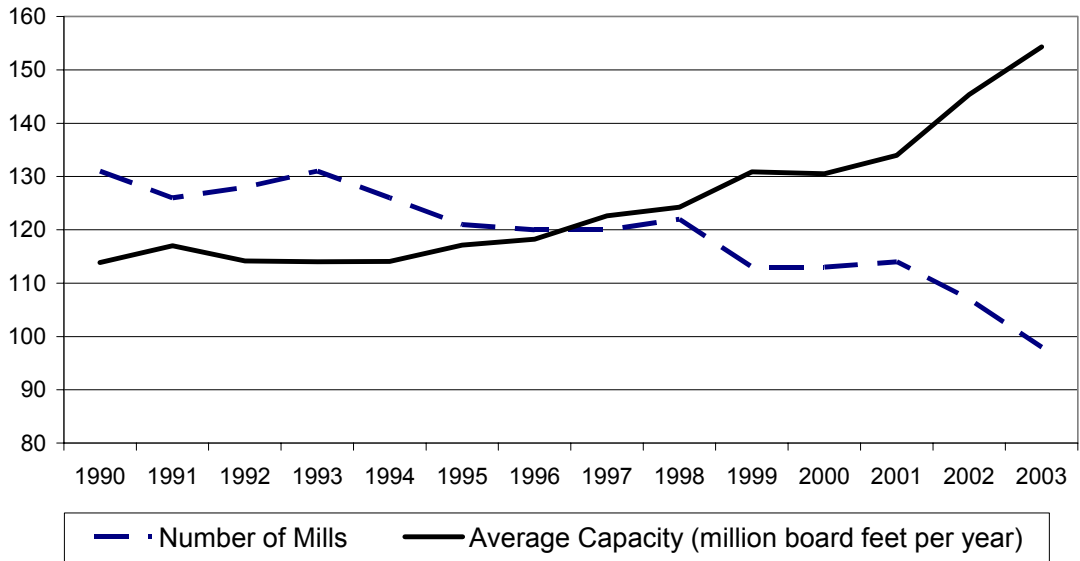
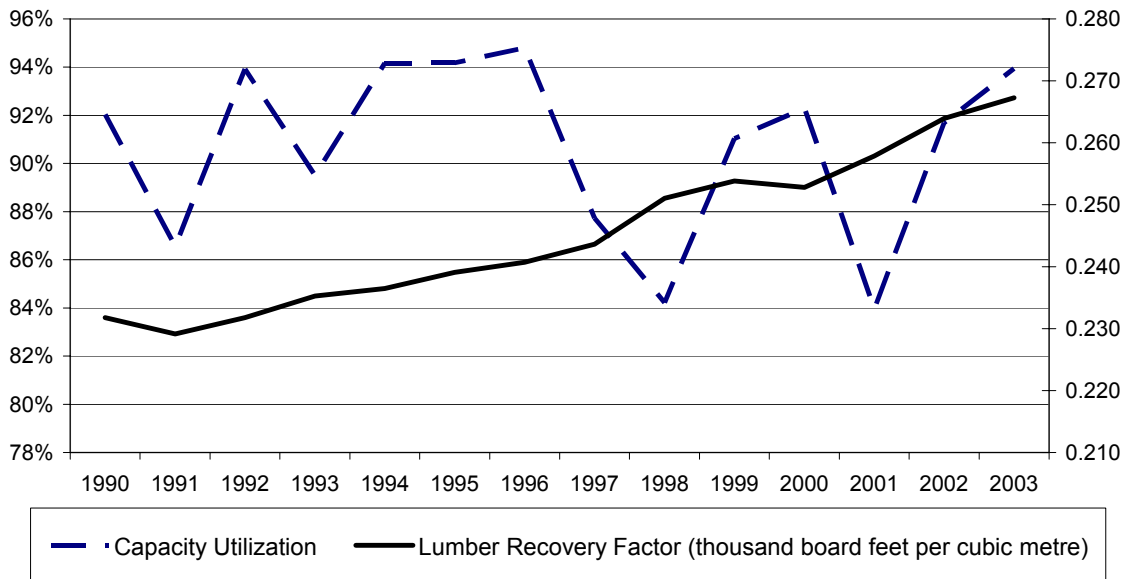


Figure 6: Capacity Utilization and Lumber Recovery Factor for British Columbia Medium and Large Sized Lumber Mills



Medium and Large Sized Mills defined as having capacity of 40 million board feet per year or greater.

Regional Comparisons

The United States Forest Service (USFS) publishes a periodic listing of sawmills and sawmill capacity for each state and province in North America⁴. Table 2 shows that the USFS report covered 136 mills for BC in 2003, and that British Columbia has the largest average mill size of all the regions.

Another source of information about the sawmill industry in Canada is Natural Resources Canada, which has prepared a report that enumerates sawmills in Canada for each province. The report shows 185 sawmills with capacity of at least 4.2 million board feet (10,000 cubic metres) in BC in 2002, and 102 sawmills with capacity of at least 42 million board feet (100,000 cubic metres)⁵.

⁴ Spelter, Henry and Mathew Alderman, Profile 2003: Softwood Sawmills in the United States and Canada, United States Department of Agriculture, Forest Service, Forest Products Laboratory, Research Paper FPL-RP-608, April 2003.

⁵ Natural Resources Canada, "The Atlas of Canada", available on the Internet at: <http://atlas.gc.ca/site/english/maps/environment/forest/useforest/sawmills>

Table 2: Comparison of British Columbia Sawmill Statistics with Other Regions, USFS Data

| Number of Mills | | | | | | | | |
|--|------|------|------|------|------|------|------|-----------------------|
| | 1997 | 1998 | 1999 | 2000 | 2001 | 2002 | 2003 | % change 1997-2003 |
| British Columbia | 154 | 150 | 147 | 145 | 145 | 140 | 136 | -12% |
| Ontario | 48 | 48 | 48 | 48 | 48 | 47 | 44 | -8% |
| Quebec | 143 | 146 | 147 | 148 | 148 | 148 | 147 | 3% |
| Alberta | 36 | 37 | 37 | 37 | 37 | 37 | 36 | 0% |
| Maritimes | 47 | 47 | 47 | 47 | 46 | 46 | 46 | -2% |
| Montana | 30 | 29 | 28 | 28 | 27 | 26 | 26 | -13% |
| Idaho | 35 | 33 | 31 | 31 | 27 | 25 | 25 | -29% |
| Washington | 50 | 51 | 51 | 49 | 46 | 44 | 42 | -16% |
| Oregon | 82 | 80 | 77 | 75 | 70 | 64 | 63 | -23% |
| California | 44 | 43 | 42 | 42 | 39 | 33 | 29 | -34% |
| Alabama | 71 | 70 | 69 | 68 | 67 | 65 | 67 | -6% |
| Arkansas | 31 | 31 | 31 | 31 | 31 | 29 | 29 | -6% |
| Georgia | 58 | 58 | 56 | 56 | 55 | 54 | 50 | -14% |
| Mississippi | 42 | 41 | 40 | 41 | 40 | 36 | 34 | -19% |
| North Carolina | 63 | 63 | 63 | 61 | 57 | 54 | 53 | -16% |
| Estimated Capacity (billion board feet per year) | | | | | | | | |
| | 1997 | 1998 | 1999 | 2000 | 2001 | 2002 | 2003 | % change 1997-2003 |
| British Columbia | 15.0 | 14.8 | 15.4 | 15.7 | 16.0 | 16.4 | 16.1 | 7% |
| Ontario | 2.7 | 2.9 | 2.9 | 2.9 | 3.0 | 3.0 | 2.9 | 10% |
| Quebec | 7.0 | 7.6 | 8.4 | 8.6 | 8.8 | 8.9 | 8.9 | 28% |
| Alberta | 2.5 | 2.6 | 2.8 | 2.9 | 3.0 | 3.0 | 3.0 | 20% |
| Maritimes | 1.8 | 2.0 | 2.1 | 2.2 | 2.3 | 2.3 | 2.3 | 28% |
| Montana | 1.4 | 1.4 | 1.4 | 1.4 | 1.3 | 1.3 | 1.3 | -8% |
| Idaho | 2.0 | 2.0 | 2.1 | 2.2 | 2.1 | 2.1 | 2.1 | 5% |
| Washington | 4.0 | 4.2 | 4.3 | 4.4 | 4.3 | 4.5 | 4.5 | 14% |
| Oregon | 6.0 | 6.2 | 6.5 | 6.9 | 6.8 | 6.6 | 6.8 | 14% |
| California | 3.6 | 3.5 | 3.5 | 3.5 | 3.1 | 2.9 | 2.8 | -22% |
| Alabama | 2.5 | 2.6 | 2.6 | 2.7 | 2.6 | 2.6 | 2.7 | 7% |
| Arkansas | 2.1 | 2.2 | 2.3 | 2.4 | 2.5 | 2.5 | 2.6 | 26% |
| Georgia | 2.7 | 2.8 | 2.9 | 3.0 | 2.9 | 2.9 | 2.8 | 4% |
| Mississippi | 2.4 | 2.4 | 2.5 | 2.6 | 2.6 | 2.4 | 2.4 | 0% |
| North Carolina | 1.8 | 1.9 | 2.0 | 1.9 | 2.0 | 2.0 | 2.0 | 14% |
| Estimated Average Annual Capacity per Mill (million board feet) | | | | | | | | |
| | 1997 | 1998 | 1999 | 2000 | 2001 | 2002 | 2003 | % change 1997-2003 |
| British Columbia | 98 | 99 | 105 | 108 | 111 | 117 | 119 | 21% |
| Ontario | 56 | 60 | 61 | 61 | 63 | 65 | 66 | 20% |
| Quebec | 49 | 52 | 57 | 58 | 59 | 60 | 61 | 24% |
| Alberta | 70 | 71 | 77 | 78 | 80 | 82 | 84 | 20% |
| Maritimes | 38 | 43 | 44 | 48 | 50 | 50 | 50 | 31% |
| Montana | 47 | 50 | 51 | 50 | 48 | 50 | 50 | 6% |
| Idaho | 56 | 61 | 68 | 71 | 79 | 82 | 82 | 46% |
| Washington | 79 | 82 | 83 | 89 | 94 | 102 | 108 | 35% |
| Oregon | 73 | 78 | 84 | 92 | 97 | 103 | 107 | 48% |
| California | 81 | 81 | 84 | 84 | 78 | 87 | 96 | 18% |
| Alabama | 35 | 37 | 38 | 39 | 39 | 40 | 40 | 14% |
| Arkansas | 66 | 70 | 73 | 78 | 80 | 85 | 89 | 34% |
| Georgia | 47 | 49 | 51 | 53 | 52 | 54 | 57 | 21% |
| Mississippi | 56 | 59 | 62 | 62 | 64 | 67 | 70 | 24% |
| North Carolina | 28 | 30 | 31 | 32 | 35 | 37 | 38 | 36% |

Source: Spelter, 2003

CHIP MILLS

(Listed Alphabetically)

Only mills that produce wood chips as a primary product are listed in this section.

Notes:

1. Measurement units are in thousands of bone dry units (000 BDUs).
2. Estimated annual capacity is based on a standardized operation of 240 days per year, two 8 hour shifts per day. Actual mill operations may vary from this schedule.

CHIP MILLS - 2003

| Mill Number | Company | Location of Mill | Forest Region | Forest District | Estimated Annual Capacity (000s of BDUs) |
|-------------|--------------------------------|-----------------------|-------------------|------------------|--|
| 243 | Cache Creek Woodchips Ltd. | Cache Creek | Southern Interior | Kamloops | 144 |
| 446 | Campbell River Fibre Ltd. | Campbell River | Coast | Campbell River | 113 |
| 166 | Canadian Forest Products Ltd. | Prince George | Northern Interior | Prince George | 192 |
| 193 | Canadian Forest Products Ltd. | Houston | Northern Interior | Nadina | 63 |
| 345 | DCT Chambers Trucking Ltd. | Deerholm | Coast | South Island | 185 |
| 405 | Doman Forest Products Ltd. | Nanaimo | Coast | South Island | 300 |
| 356 | East Fraser Fibre Co Ltd. | Mackenzie | Northern Interior | Mackenzie | 120 |
| 538 | Fraser Pulp Chips Ltd. | Surrey | Coast | Chilliwack | 15 |
| 17 | Granet Lake Logging Ltd. | Myrtle Point | Coast | Sunshine Coast | 10 |
| 409 | Howe Sound Pulp & Paper Ltd. | Vancouver | Coast | Chilliwack | 413 |
| 68 | Riverside Forest Products Ltd. | Armstrong | Southern Interior | Okanagan Shuswap | 46 |
| 107 | Riverside Forest Products Ltd. | Williams Lake | Southern Interior | Central Cariboo | 38 |
| 18 | Terminal Forest Products Ltd. | Langdale Dryland Sort | Coast | Sunshine Coast | 90 |
| 394 | Tolko Industries Ltd. | Heffley Creek | Southern Interior | Kamloops | 44 |
| 183 | West Fraser Mills Ltd. | Terrace | Northern Interior | Kalum | 192 |
| 113 | West Fraser Mills Ltd. | Quesnel | Southern Interior | Quesnel | 36 |

LOG HOME MILLS

(Listed Alphabetically)

Mills that process logs to manufacture log homes are listed in this section.

A throughput capacity measurement is not as meaningful for log home mills as it is for other types of primary timber processing mills. Therefore, this section does not include estimated annual capacity.

| Mill Number | Company | Location of Mill | Forest Region | Forest District |
|-------------|--------------------------------------|---------------------|-------------------|------------------|
| 37 | Arcadia Log Homes | Surrey | Coast | Chilliwack |
| 190 | Artisan Custom Log Construction Ltd. | Ruskin | Coast | Chilliwack |
| 38 | Big Foot Manufacturing Inc. | Tappen | Southern Interior | Okanagan Shuswap |
| 39 | Big Rock Homes | Clearbrook | Coast | Chilliwack |
| 458 | Brian Moore Log Homes Ltd. | Abbotsford | Coast | Chilliwack |
| 697 | Caliga Log Homes Ltd. | 93 Mile | Southern Interior | 100 Mile House |
| 694 | Canada's Log People Ltd. | Scuffi Road | Southern Interior | 100 Mile House |
| 179 | Canadian North Log Homes Inc. | Abbotsford | Coast | Chilliwack |
| 260 | Canadian Walden Log Homes Ltd. | Sardis | Coast | Chilliwack |
| 208 | Canalog Wood Industries Ltd | Cranbrook | Southern Interior | Rocky Mountain |
| 522 | Chinook Log Homes Ltd. | Bear Flats, Montney | Northern Interior | Peace |
| 212 | Custom Log Homes Ltd. | Salmon Arm | Southern Interior | Okanagan Shuswap |
| 43 | Ducharme Logworks Ltd. | Kamloops | Southern Interior | Kamloops |
| 700 | Durfeld Log Construction Ltd. | Whistler | Coast | Squamish |
| 275 | Granberg Construction Ltd. | Kamloops | Southern Interior | Kamloops |
| 46 | Hamill Creek Timberwrights | Meadow Creek | Southern Interior | Kootenay Lake |
| 216 | Ideal Export Log Homes Ltd. | Salmon Arm | Southern Interior | Okanagan Shuswap |
| 524 | Japan - Canadian Log Ark Ltd. | Maple Ridge | Coast | Chilliwack |
| 720 | Kanstam Log Homes | 93 Mile | Southern Interior | 100 Mile House |
| 231 | Leatherwood Log Homes Ltd. | Mara | Southern Interior | Okanagan Shuswap |
| 218 | Maurer Construction Ltd. | Penticton | Southern Interior | Okanagan Shuswap |
| 391 | Morgan Log Homes Ltd. | Hope | Coast | Chilliwack |
| 49 | Neville Log Homes | Penticton | Southern Interior | Okanagan Shuswap |
| 230 | Nicola Log Works Ltd. | Merritt | Southern Interior | Cascades |
| 291 | North American Log Crafters Ltd. | Celista | Southern Interior | Okanagan Shuswap |

| Mill Number | Company | Location of Mill | Forest Region | Forest District |
|-------------|--|------------------------------|-------------------|------------------|
| 379 | Old Yale Log Homes Ltd. | Sardis | Coast | Chilliwack |
| 52 | Original Log Homes Ltd. | 100 Mile House | Southern Interior | 100 Mile House |
| 692 | Pacific Log Homes Ltd. | Lone Butte | Southern Interior | 100 Mile House |
| 276 | Patrick Log Homes Ltd. | Kamloops | Southern Interior | Kamloops |
| 474 | Pioneer Log Homes Ltd. | Williams Lake | Southern Interior | Central Cariboo |
| 264 | Quality Log Homes Ltd. | Abbotsford | Coast | Chilliwack |
| 223 | Radomske Log Homes Ltd | Kelowna | Southern Interior | Okanagan Shuswap |
| 225 | Rasmussen Log Homes Ltd. | Okanagan Falls | Southern Interior | Okanagan Shuswap |
| 473 | Reko Log Homes Ltd. | Quesnel | Southern Interior | Quesnel |
| 57 | Roundwood Log Homes Ltd. | Prince George | Northern Interior | Prince George |
| 693 | Sitka Log Homes Ltd. | 100 Mile House | Southern Interior | 100 Mile House |
| 509 | Ski Lumber Ltd. | Valemount | Northern Interior | Headwaters |
| 58 | Sperlich Log Construction Inc | Enderby | Southern Interior | Okanagan Shuswap |
| 695 | Superior Log Homes Ltd. | 93 Mile Industrial Flats Rd. | Southern Interior | 100 Mile House |
| 423 | Surelog Homes Ltd. | Tappen | Southern Interior | Okanagan Shuswap |
| 602 | T.L. Timber Ltd. | Cawston | Southern Interior | Okanagan Shuswap |
| 59 | Tall Timber Log Builders | Abbotsford | Coast | Chilliwack |
| 656 | Tengs Bros Handcrafted Custom Log Homes Ltd. | Barriere | Southern Interior | Kamloops |
| 60 | Top Notch Log Construction | Victoria | Coast | South Island |
| 245 | Traditional Log Homes Ltd. | Salmon Arm | Southern Interior | Okanagan Shuswap |
| 215 | Unique Timber Corp. | Lumby | Southern Interior | Okanagan Shuswap |
| 63 | West Coast Log Homes | Gibsons | Coast | Sunshine Coast |
| 267 | White Valley Log Homes Ltd. | Cherryville | Southern Interior | Okanagan Shuswap |
| 698 | Wildwood Forest Products Ltd. | Williams Lake | Southern Interior | Central Cariboo |

LUMBER MILLS

(Listed Alphabetically)

Mills producing lumber are reported in the following 2 sections:

- a) Mills that have estimated annual capacity of more than 10 million board feet of lumber.
- b) Mills that have estimated annual capacity of less than 10 million board feet of lumber.

Notes:

- 1. Measurement units are in millions of board feet.
- 2. Estimated annual capacity is based on a standardized operation of 240 days per year, two 8 hour shifts per day. Actual mill operations may vary from this schedule.

THE FOLLOWING MILLS HAD CAPACITY OF MORE THAN 10 MILLION BOARD FEET OF LUMBER IN 2003

| Mill Number | Company | Location of Mill | Forest Region | Forest District | Estimated Annual Capacity (millions of board feet) |
|-------------|--|------------------|-------------------|-----------------|--|
| 9 | A J Forest Products Ltd. | Brackendale | Coast | Squamish | 12 |
| 5 | Abfam Enterprises Ltd. | Port Clements | Coast | Queen Charlotte | 14 |
| 128 | Abitibi-Consolidated Company of Canada | Mackenzie | Northern Interior | Mackenzie | 228 |
| 129 | Abitibi-Consolidated Company of Canada | Mackenzie | Northern Interior | Mackenzie | 190 |
| 8 | Andersen Pacific Forest Products Ltd | Ruskin | Coast | Chilliwack | 17 |
| 137 | Apollo Forest Products Ltd. | Fort St James | Northern Interior | Fort St James | 123 |
| 207 | Ardew Wood Products Ltd. | Merritt | Southern Interior | Cascades | 54 |
| 498 | Aspen Planers Ltd. | Merritt | Southern Interior | Cascades | 77 |
| 213 | Babine Forest Products Co. | Burns Lake | Northern Interior | Nadina | 252 |
| 181 | Babine Timber Ltd | Burns Lake | Northern Interior | Nadina | 70 |
| 252 | C & C Wood Products Ltd. | Quesnel | Southern Interior | Quesnel | 27 |
| 193 | Canadian Forest Products Ltd. | Houston | Northern Interior | Nadina | 442 |
| 164 | Canadian Forest Products Ltd. | Upper Fraser | Northern Interior | Prince George | 264 |
| 133 | Canadian Forest Products Ltd. | Fort St James | Northern Interior | Fort St James | 240 |
| 127 | Canadian Forest Products Ltd. | Chetwynd | Northern Interior | Peace | 223 |
| 153 | Canadian Forest Products Ltd. | Prince George | Northern Interior | Prince George | 218 |
| 166 | Canadian Forest Products Ltd. | Prince George | Northern Interior | Prince George | 204 |
| 122 | Canadian Forest Products Ltd. | Fort St John | Northern Interior | Peace | 196 |
| 160 | Canadian Forest Products Ltd. | Bear Lake | Northern Interior | Prince George | 181 |
| 135 | Canadian Forest Products Ltd. | Isle Pierre | Northern Interior | Prince George | 175 |
| 97 | Canadian Forest Products Ltd. | Prince George | Northern Interior | Prince George | 147 |
| 124 | Canadian Forest Products Ltd. | Taylor | Northern Interior | Peace | 78 |
| 150 | Carrier Lumber Ltd. | Prince George | Northern Interior | Prince George | 168 |
| 21 | Cooper Creek Cedar Ltd. | Meadow Creek | Southern Interior | Kootenay Lake | 24 |
| 377 | Coulson Manufacturing Ltd | Port Alberni | Coast | South Island | 53 |

THE FOLLOWING MILLS HAD CAPACITY OF MORE THAN 10 MILLION BOARD FEET OF LUMBER IN 2003

| Mill Number | Company | Location of Mill | Forest Region | Forest District | Estimated Annual Capacity (millions of board feet) |
|-------------|------------------------------------|------------------|-------------------|------------------|--|
| 326 | Delta Cedar Products Ltd. | Delta | Coast | Chilliwack | 38 |
| 436 | Doman Forest Products Ltd. | Vancouver | Coast | Chilliwack | 168 |
| 320 | Doman Forest Products Ltd. | Cowichan Bay | Coast | South Island | 144 |
| 531 | Doman Forest Products Ltd. | Nanaimo | Coast | South Island | 144 |
| 442 | Doman Forest Products Ltd. | Ladysmith | Coast | South Island | 130 |
| 376 | Doman Forest Products Ltd. | Ladysmith | Coast | South Island | 106 |
| 546 | Doman Forest Products Ltd. | Duke Point | Coast | South Island | 73 |
| 45 | Downie Timber Ltd. | Revelstoke | Southern Interior | Columbia | 74 |
| 158 | Dunkley Lumber Ltd. | Strathnaver | Northern Interior | Prince George | 336 |
| 301 | Errington Cedar Products Ltd. | Errington | Coast | South Island | 18 |
| 12 | Federated Co-op Ltd. | Canoe | Southern Interior | Okanagan Shuswap | 144 |
| 714 | Franklin Forest Products Ltd. | Port Alberni | Coast | South Island | 24 |
| 538 | Fraser Pulp Chips Ltd. | Surrey | Coast | Chilliwack | 20 |
| 600 | FSJ All Nations Forest Corp. | Fort St James | Northern Interior | Fort St James | 12 |
| 86 | Galloway Lumber Co. Ltd. | Galloway | Southern Interior | Rocky Mountain | 60 |
| 66 | Gilbert Smith Forest Products Ltd. | Barriere | Southern Interior | Kamloops | 25 |
| 537 | Goldwood Industries Ltd. | Richmond | Coast | Chilliwack | 48 |
| 14 | Gorman Bros Lumber Ltd. | Westbank | Southern Interior | Okanagan Shuswap | 110 |
| 172 | Hauer Bros. Lumber Ltd. | Tete Jaune Cache | Northern Interior | Headwaters | 14 |
| 530 | Houston Forest Products Co. | Houston | Northern Interior | Nadina | 294 |
| 461 | International Forest Products Ltd. | New Westminster | Coast | Chilliwack | 199 |
| 361 | International Forest Products Ltd. | Surrey | Coast | Chilliwack | 192 |
| 70 | International Forest Products Ltd. | Adams Lake | Southern Interior | Kamloops | 171 |
| 297 | International Forest Products Ltd. | Hammond | Coast | Chilliwack | 158 |
| 283 | International Forest Products Ltd. | Delta | Coast | Chilliwack | 144 |

THE FOLLOWING MILLS HAD CAPACITY OF MORE THAN 10 MILLION BOARD FEET OF LUMBER IN 2003

| Mill Number | Company | Location of Mill | Forest Region | Forest District | Estimated Annual Capacity (millions of board feet) |
|-------------|---|------------------|-------------------|----------------------------|--|
| 334 | International Forest Products Ltd. | Courtenay | Coast | Campbell River | 130 |
| 467 | International Forest Products Ltd. | Squamish | Coast | Squamish | 106 |
| 88 | J H Huscroft Ltd. | Erickson | Southern Interior | Kootenay Lake | 38 |
| 47 | Joe Kozek Sawmills Ltd. | Revelstoke | Southern Interior | Columbia | 14 |
| 50 | Kalesnikoff Lumber Co. Ltd. | Thrums | Southern Interior | Arrow/Boundary | 26 |
| 558 | Kispiox Forest Productst Ltd. | South Hazelton | Northern Interior | Skeena Stikine | 48 |
| 184 | Kitwanga Lumber Co. Ltd. | Kitwanga | Northern Interior | Skeena Stikine | 62 |
| 144 | L & M Lumber Ltd. | Vanderhoof | Northern Interior | Vanderhoof | 168 |
| 149 | Lakeland Mills Ltd. | Prince George | Northern Interior | Prince George | 134 |
| 597 | Lakeside Timber Ltd. | Tappen | Southern Interior | Okanagan Shuswap | 14 |
| 103 | Lignum Ltd. | Williams Lake | Southern Interior | Central Cariboo | 228 |
| 413 | Little Valley Forest Products (1993) Ltd. | Bella Coola | Coast | North Island/Central Coast | 31 |
| 712 | Long Hoh Enterprises Canada Ltd | Qualicum Beach | Coast | South Island | 47 |
| 11 | LP Engineered Wood Products Ltd. | Malakwa | Southern Interior | Okanagan Shuswap | 38 |
| 463 | Lukwa Mills Ltd. | Port Hardy | Coast | North Island/Central Coast | 14 |
| 116 | Lytton Lumber Ltd. | Lytton | Southern Interior | Cascades | 53 |
| 169 | McBride Forest Ind. Ltd. | McBride | Northern Interior | Headwaters | 22 |
| 603 | Meadow Creek Cedar Ltd. | Cooper Creek | Southern Interior | Kootenay Lake | 53 |
| 336 | Mill & Timber Products Ltd. | Port Moody | Coast | Chilliwack | 72 |
| 403 | Mill & Timber Products Ltd. | Surrey | Coast | Chilliwack | 56 |
| 22 | Noble Custom Cut Ltd | Whonnock | Coast | Chilliwack | 29 |
| 618 | North Enderby Timber Ltd. | Enderby | Southern Interior | Okanagan Shuswap | 35 |
| 713 | Paragon Ventures Ltd. | Lumby | Southern Interior | Okanagan Shuswap | 29 |
| 665 | Paragon Ventures Ltd. | Grindrod | Southern Interior | Okanagan Shuswap | 19 |
| 62 | Pope & Talbot Ltd. | Castlegar | Southern Interior | Arrow/Boundary | 242 |

THE FOLLOWING MILLS HAD CAPACITY OF MORE THAN 10 MILLION BOARD FEET OF LUMBER IN 2003

| Mill Number | Company | Location of Mill | Forest Region | Forest District | Estimated Annual Capacity (millions of board feet) |
|-------------|--------------------------------|--------------------|-------------------|------------------|--|
| 30 | Pope & Talbot Ltd. | Grand Forks | Southern Interior | Arrow/Boundary | 173 |
| 31 | Pope & Talbot Ltd. | Midway | Southern Interior | Arrow/Boundary | 163 |
| 626 | Porcupine Wood Products Ltd. | Salmo | Southern Interior | Kootenay Lake | 19 |
| 101 | Riverside Forest Products Ltd. | Williams Lake | Southern Interior | Central Cariboo | 209 |
| 68 | Riverside Forest Products Ltd. | Armstrong | Southern Interior | Okanagan Shuswap | 168 |
| 67 | Riverside Forest Products Ltd. | Kelowna | Southern Interior | Okanagan Shuswap | 161 |
| 107 | Riverside Forest Products Ltd. | Williams Lake | Southern Interior | Central Cariboo | 96 |
| 35 | Riverside Forest Products Ltd. | Lumby | Southern Interior | Okanagan Shuswap | 12 |
| 454 | S & R Sawmills Ltd. | Surrey | Coast | Chilliwack | 192 |
| 87 | Seel Forest Products Ltd. | Edgewater | Southern Interior | Rocky Mountain | 36 |
| 55 | Slocan Forest Products Ltd. | Slocan | Southern Interior | Arrow/Boundary | 154 |
| 140 | Slocan Forest Products Ltd. | Engen | Northern Interior | Vanderhoof | 347 |
| 110 | Slocan Forest Products Ltd. | Quesnel | Southern Interior | Quesnel | 264 |
| 130 | Slocan Forest Products Ltd. | Mackenzie | Northern Interior | Mackenzie | 230 |
| 64 | Slocan Forest Products Ltd. | Vavenby | Southern Interior | Headwaters | 192 |
| 90 | Slocan Forest Products Ltd. | Radium Hot Springs | Southern Interior | Rocky Mountain | 160 |
| 173 | Slocan Forest Products Ltd. | Valemount | Northern Interior | Headwaters | 110 |
| 121 | Slocan Forest Products Ltd. | Fort Nelson | Northern Interior | Fort Nelson | 82 |
| 111 | Slocan Forest Products Ltd. | Quesnel | Southern Interior | Quesnel | 77 |
| 539 | Stag Timber Ltd. | Surrey | Coast | Chilliwack | 120 |
| 136 | Stuart Lake Lumber Co. Ltd. | Fort St James | Northern Interior | Fort St James | 98 |
| 24 | Suncoast Lumber and Milling | Sechelt | Coast | Sunshine Coast | 13 |
| 602 | T.L. Timber Ltd. | Cawston | Southern Interior | Okanagan Shuswap | 14 |
| 82 | Tembec Industries Ltd. | Elko | Southern Interior | Rocky Mountain | 197 |
| 79 | Tembec Industries Ltd. | Canal Flats | Southern Interior | Rocky Mountain | 173 |

THE FOLLOWING MILLS HAD CAPACITY OF MORE THAN 10 MILLION BOARD FEET OF LUMBER IN 2003

| Mill Number | Company | Location of Mill | Forest Region | Forest District | Estimated Annual Capacity (millions of board feet) |
|-------------|------------------------------------|------------------|-------------------|------------------|--|
| 540 | Terminal Forest Products Ltd. | Richmond | Coast | Chilliwack | 144 |
| 396 | Terminal Forest Products Ltd. | Vancouver | Coast | Chilliwack | 102 |
| 162 | The Pas Lumber Co. Ltd. | Bear Lake | Northern Interior | Prince George | 264 |
| 330 | TimberWest Forest Ltd. | Campbell River | Coast | Campbell River | 109 |
| 20 | Tolko Industries Ltd. | Lavington | Southern Interior | Okanagan Shuswap | 157 |
| 25 | Tolko Industries Ltd. | Merritt | Southern Interior | Cascades | 137 |
| 98 | Tolko Industries Ltd. | Quesnel | Southern Interior | Quesnel | 105 |
| 65 | Tolko Industries Ltd. | Louis Creek | Southern Interior | Kamloops | 98 |
| 453 | Twin River Cedar Products Ltd. | Ruskin | Coast | Chilliwack | 34 |
| 95 | Weldwood of Canada Ltd. | 100 Mile House | Southern Interior | 100 Mile House | 221 |
| 526 | Weldwood of Canada Ltd. | Quesnel | Southern Interior | Quesnel | 125 |
| 639 | West Chilcotin Forest Product Ltd. | Anahim Lake | Southern Interior | Chilcotin | 106 |
| 113 | West Fraser Mills Ltd. | Quesnel | Southern Interior | Quesnel | 264 |
| 532 | West Fraser Mills Ltd. | LeJac | Northern Interior | Vanderhoof | 240 |
| 552 | West Fraser Mills Ltd. | Chetwynd | Northern Interior | Peace | 235 |
| 191 | West Fraser Mills Ltd. | Smithers | Northern Interior | Skeena Stikine | 215 |
| 183 | West Fraser Mills Ltd. | Terrace | Northern Interior | Kalum | 168 |
| 114 | West Fraser Mills Ltd. | Williams Lake | Southern Interior | Central Cariboo | 141 |
| 214 | West Fraser Mills Ltd. | Clinton | Southern Interior | 100 Mile House | 216 |
| 29 | Weyerhaeuser Company Ltd. | Princeton | Southern Interior | Cascades | 153 |
| 27 | Weyerhaeuser Company Ltd. | Okanagan Falls | Southern Interior | Okanagan Shuswap | 148 |
| 74 | Weyerhaeuser Company Ltd. | Mission Flats | Southern Interior | Kamloops | 132 |
| 389 | Weyerhaeuser Company Ltd. | New Westminster | Coast | Chilliwack | 146 |
| 528 | Weyerhaeuser Company Ltd. | Port Alberni | Coast | South Island | 134 |
| 488 | Weyerhaeuser Company Ltd. | Nanaimo | Coast | South Island | 123 |

THE FOLLOWING MILLS HAD CAPACITY OF MORE THAN 10 MILLION BOARD FEET OF LUMBER IN 2003

| Mill Number | Company | Location of Mill | Forest Region | Forest District | Estimated Annual Capacity (millions of board feet) |
|----------------|-------------------------------|------------------|-------------------|-----------------|--|
| 393 | Weyerhaeuser Company Ltd. | Chemainus | Coast | South Island | 77 |
| 392 | Weyerhaeuser Company Ltd. | Port Alberni | Coast | South Island | 63 |
| 298 | Weyerhaeuser Company Ltd. | Delta | Coast | Chilliwack | 55 |
| 672 | Woodland Lumber Ltd. | Prince George | Northern Interior | Prince George | 29 |
| 93 | Wynndel Box & Lumber Co. Ltd. | Wynndel | Southern Interior | Kootenay Lake | 31 |

THE FOLLOWING MILLS HAD CAPACITY OF LESS THAN 10 MILLION BOARD FEET OF LUMBER IN 2003

| Mill Number | Company | Location of Mill | Forest Region | Forest District | Estimated Annual Capacity (millions of board feet) |
|-------------|--------------------------------------|------------------|-------------------|----------------------------|--|
| 715 | 100 Mile Wood Products | 100 Mile House | Southern Interior | 100 Mile House | 4 |
| 7 | Adams Lake Development Corporation | Squilax | Southern Interior | Kamloops | 10 |
| 19 | Albion Alder and Maple Co. | Maple Ridge | Coast | Chilliwack | 2 |
| 10 | BC Custom Timber Products Ltd. | Vanderhoof | Northern Interior | Vanderhoof | 7 |
| 643 | Bear Lumber Ltd. | Cranbrook | Southern Interior | Rocky Mountain | 5 |
| 445 | Beaver Forest Products Ltd | Campbell River | Coast | Campbell River | 3 |
| 476 | Birch Island Lumber Co. Ltd. | Cleanwater | Southern Interior | Headwaters | 1 |
| 444 | C.V. Cedar Sales Ltd | Courtenay | Coast | Campbell River | 1 |
| 302 | Camano Lumber Sales | Maple Ridge | Coast | Chilliwack | 2 |
| 397 | Canada Japan Woodworks Ltd. | Kelowna | Southern Interior | Okanagan Shuswap | 5 |
| 16 | Cascades West Forest Products Inc. | Hatzic | Coast | Chilliwack | 5 |
| 452 | Chimney Creek Lumber Co Ltd. | Williams Lake | Southern Interior | Central Cariboo | 2 |
| 257 | Condale Industries Ltd | Lumby | Southern Interior | Okanagan Shuswap | 5 |
| 684 | Corwood Timber Products Ltd. | McBride | Northern Interior | Headwaters | 5 |
| 73 | Dale Arden Log Hauling Ltd. | Sooke | Coast | South Island | 2 |
| 719 | Dale Edwards | Ucluelet | Coast | South Island | 1 |
| 26 | Edge Grain Cedar Ltd. | Maple Ridge | Coast | Chilliwack | 1 |
| 717 | Edgegrain | Cambell River | Coast | North Island/Central Coast | 1 |
| 564 | Fu Lin Sawmills Inc. | Cumberland | Coast | Campbell River | 1 |
| 319 | Fu So Enterprises Ltd. | Surrey | Coast | Chilliwack | 10 |
| 679 | G. W. Milling Ltd. | Malcolm Island | Coast | North Island/Central Coast | 1 |
| 32 | Gibbs Custom Sawmill Ltd. | McBride | Northern Interior | Headwaters | 1 |
| 567 | Green Forest Products Ltd. | Merville | Coast | Campbell River | 1 |
| 705 | Heartwood Portable Sawmill | Cumberland | Coast | Campbell River | 1 |
| 518 | Herridge Trucking and Sawmilling Ltd | Nakusp | Southern Interior | Arrow/Boundary | 7 |

THE FOLLOWING MILLS HAD CAPACITY OF LESS THAN 10 MILLION BOARD FEET OF LUMBER IN 2003

| Mill Number | Company | Location of Mill | Forest Region | Forest District | Estimated Annual Capacity (millions of board feet) |
|-------------|------------------------------------|------------------|-------------------|----------------------------|--|
| 286 | Hilmoe Forest Products Ltd. | Rock Creek | Southern Interior | Arrow/Boundary | 10 |
| 708 | Island Pacific Wood Products | Tahsis | Coast | Campbell River | 1 |
| 699 | J. D. Mills Ltd. | Revelstoke | Southern Interior | Columbia | 5 |
| 3 | J.I.L. Wood Products Ltd | Kamloops | Southern Interior | Kamloops | 7 |
| 512 | Jemico Enterprises Ltd. | Chemainus | Coast | South Island | 6 |
| 247 | Jones Ties and Poles (1978) Ltd. | Rossland | Southern Interior | Arrow/Boundary | 7 |
| 281 | Karl Beattie Contracting Ltd. | Revelstoke | Southern Interior | Columbia | 5 |
| 36 | L. Russo Sawmills Ltd. | Kelowna | Southern Interior | Okanagan Shuswap | 5 |
| 255 | Larry Buff Sawmills Ltd. | Westwold | Southern Interior | Okanagan Shuswap | 4 |
| 702 | Linde Bros Lumber Ltd. | Williams Lake | Southern Interior | Central Cariboo | 10 |
| 56 | Linwood Homes Ltd. | Delta | Coast | Chilliwack | 7 |
| 399 | Lois Lumber Ltd. | Lang Bay | Coast | Sunshine Coast | 10 |
| 542 | Marsh Bros Lumber and Supply Ltd. | McBride | Northern Interior | Headwaters | 7 |
| 197 | McDonald Ranch & Lumber Ltd. | Grasmere | Southern Interior | Rocky Mountain | 4 |
| 194 | Mike Gogo Cedar Products | Nanaimo | Coast | South Island | 2 |
| 662 | Munson Equipment Ltd. | Chase | Southern Interior | Kamloops | 1 |
| 408 | Nagaard Sawmills Ltd. | Port Alberni | Coast | South Island | 5 |
| 347 | New Dogwood Mill Ltd. | Cowichan Lake | Coast | South Island | 2 |
| 199 | North Star Planing Co. Ltd. | Athalmer | Southern Interior | Rocky Mountain | 7 |
| 482 | Notch Hill Forest Products Ltd. | Sorrento | Southern Interior | Okanagan Shuswap | 1 |
| 711 | Port Hardy Merchandising Ltd. | Port Hardy | Coast | North Island/Central Coast | 5 |
| 582 | Quadra Island Forest Products Ltd. | Quadra Island | Coast | Campbell River | 2 |
| 698 | R. Durfeld Log Construction Ltd. | Williams Lake | Southern Interior | Central Cariboo | 2 |
| 710 | Rahn Forest Products Ltd. | Prince George | Northern Interior | Prince George | 5 |
| 716 | Rocky Mountain Salvage | Port Hardy | Coast | North Island/Central Coast | 1 |

THE FOLLOWING MILLS HAD CAPACITY OF LESS THAN 10 MILLION BOARD FEET OF LUMBER IN 2003

| Mill Number | Company | Location of Mill | Forest Region | Forest District | Estimated Annual Capacity (millions of board feet) |
|-------------|---|------------------|-------------------|----------------------------|--|
| 271 | Rouck Brothers Sawmill Ltd. | Lumby | Southern Interior | Okanagan Shuswap | 6 |
| 85 | S & O Sawmills Ltd. | Rhone | Southern Interior | Arrow/Boundary | 5 |
| 480 | Schapol Logging Ltd. | Enderby | Southern Interior | Okanagan Shuswap | 10 |
| 535 | SDN Contracting Ltd/Chemainus Milling Co. | Lk Cowichan Hwy | Coast | South Island | 1 |
| 485 | Seaward Mechanical Ltd. | Albas Falls | Southern Interior | Okanagan Shuswap | 7 |
| 23 | Shannon Lumber | Mission | Coast | Chilliwack | 5 |
| 670 | Silva Services Ltd. | Alliford Bay | Coast | Queen Charlotte | 1 |
| 631 | Silvermere Forest Prod Ltd. | Ruskin | Coast | Chilliwack | 10 |
| 514 | Simpco Development Co Ltd. | Barriere | Southern Interior | Kamloops | 5 |
| 33 | Smokey Mountain Enterprises | North Bend | Coast | Chilliwack | 1 |
| 654 | Spike Top Cedar Ltd. | Port Hardy | Coast | North Island/Central Coast | 1 |
| 96 | Thomson Bros. Lumber Co. Ltd. | Courtenay | Coast | Campbell River | 5 |
| 99 | Ukass Logging Ltd. | Wilmer Creek | Southern Interior | Rocky Mountain | 4 |
| 229 | Wadlegger Log & Constr. Co. | Raft River | Southern Interior | Headwaters | 5 |
| 718 | Westcraft Timber | Chilliwack | Coast | Chilliwack | 1 |
| 623 | Yeomans Sawmill Ltd. | Black Creek | Coast | Campbell River | 1 |

POLE AND POST MILLS

(Listed Alphabetically)

Mills producing poles and posts are listed in this section.

Notes:

1. Measurement units are in thousands of pieces ('000 pcs).
2. Estimated annual capacity is based on a standardized operation of 240 days per year, two 8 hour shifts per day, although actual mill operations may vary from this schedule.

UTILITY POLE MILLS - 2003

| Mill Number | Company | Location of Mill | Forest Region | Forest District | Estimated Annual Capacity ('000s of pieces) |
|-------------|-----------------------------------|------------------|-------------------|----------------------------|---|
| 181 | Babine Timber Ltd | Burns Lake | Northern Interior | Nadina | 17 |
| 4 | Bell Pole Company | Lumby | Southern Interior | Okanagan Shuswap | 24 |
| 48 | Bell Pole Company | Revelstoke | Southern Interior | Columbia | 24 |
| 209 | Bell Pole Company | Christina Lake | Southern Interior | Arrow/Boundary | 24 |
| 659 | Brisco Wood Preservers Ltd. | Brisco | Southern Interior | Rocky Mountain | 29 |
| 556 | Chinook Forest Products Ltd. | Courtenay | Coast | Campbell River | 19 |
| 433 | Cowichan Pole & Piling Ltd. | Duncan | Coast | South Island | 23 |
| 40 | Gorman Bros Lumber Ltd. | Lumby | Southern Interior | Okanagan Shuswap | 26 |
| 724 | Integrated Pole | 100 Mile House | Southern Interior | 100 Mile House | 17 |
| 222 | Kanaka Creek Pole Company | Haney | Coast | Chilliwack | 12 |
| 353 | Mill & Timber Products Ltd. | Port Hardy | Coast | North Island/Central Coast | 2 |
| 725 | O'Brien & Fuerst Logging Ltd. | Port Clements | Coast | Queen Charlotte | 16 |
| 677 | Pacific Inland Pole & Piling Ltd. | Nakusp | Southern Interior | Arrow/Boundary | 18 |
| 188 | Paterson Pole Ltd. | Rossland | Southern Interior | Arrow/Boundary | 36 |
| 232 | Princeton Wood Preservers Ltd | Princeton | Southern Interior | Cascades | 30 |
| 648 | Selkirk Forest Products Ltd. | Galloway | Southern Interior | Rocky Mountain | 22 |
| 637 | Stella-Jones Inc. | Prince George | Northern Interior | Prince George | 38 |
| 630 | Stella-Jones Inc. | New Westminster | Coast | Chilliwack | 18 |

OTHER POLE AND POST MILLS - 2003

| Mill Number | Company | Location of Mill | Forest Region | Forest District | Estimated Annual Capacity ('000s of pieces) |
|-------------|-----------------------------------|------------------|-------------------|----------------------------|---|
| 498 | Aspen Planers Ltd. | Merritt | Southern Interior | Cascades | 1,440 |
| 181 | Babine Timber Ltd | Burns Lake | Northern Interior | Nadina | 12 |
| 390 | Box Lake Lumber Products Ltd | Nakusp | Southern Interior | Arrow/Boundary | 768 |
| 556 | Chinook Forest Products Ltd. | Courtenay | Coast | Campbell River | 5 |
| 117 | Continental Pole Ltd. | Pemberton | Coast | Squamish | 12 |
| 279 | J. R. Blackmore & Sons Ltd. | Lumberton | Southern Interior | Rocky Mountain | 1,440 |
| 619 | J. R. Blackmore & Sons Ltd. | Caven | Southern Interior | Rocky Mountain | 1,440 |
| 721 | Mego Wood Products (1989) Ltd. | Princeton | Southern Interior | Cascades | 1,440 |
| 353 | Mill & Timber Products Ltd. | Port Hardy | Coast | North Island/Central Coast | 2 |
| 250 | Nicola Post and Rail Co. Ltd. | Merritt | Southern Interior | Cascades | 960 |
| 677 | Pacific Inland Pole & Piling Ltd. | Nakusp | Southern Interior | Arrow/Boundary | 12 |
| 607 | Paxton Forest Products Inc. | Monte Lake | Southern Interior | Okanagan Shuswap | 2,304 |
| 237 | Princeton Post and Rail Co. Ltd. | Princeton | Southern Interior | Cascades | 2,208 |
| 232 | Princeton Wood Preservers Ltd | Princeton | Southern Interior | Cascades | 1,800 |
| 343 | TRC Cedar Ltd. | McBride | Northern Interior | Headwaters | 1,104 |

PULP AND PAPER MILLS

(Listed Alphabetically)

Mills producing pulp and paper are listed in this section. For integrated mills, pulp capacity includes pulp that is used internally to produce paper, and pulp that is shipped from the mill site as market pulp.

Notes:

1. Measurement units are in thousands of metric tonnes (000 mt).
2. Estimated annual capacity is based on a standardized operation of 345 operating days per year, 24 hours per day. Actual operations may vary from this schedule.

PULP AND PAPER MILLS - 2003

| Mill Number | Company | Location of Mill | Product | Forest Region | Forest District | Estimated Annual Capacity (000s of metric tonnes) |
|-------------|-------------------------------------|------------------|---------|-------------------|-----------------|---|
| 128 | Abitibi-Consolidated | Mackenzie | PLP | Northern Interior | Mackenzie | 162 |
| | Abitibi-Consolidated | Mackenzie | PPR | Northern Interior | Mackenzie | 167 |
| 500 | Canadian Forest Products (Intercon) | Prince George | PLP | Northern Interior | Prince George | 298 |
| 500 | Canadian Forest Products (PGPP) | Prince George | PLP | Northern Interior | Prince George | 138 |
| | Canadian Forest Products (PGPP) | Prince George | PPR | Northern Interior | Prince George | 131 |
| 503 | Canadian Forest Products Ltd. | Prince George | PLP | Northern Interior | Prince George | 541 |
| 497 | Cariboo Pulp & Paper Co. Ltd. | Quesnel | PLP | Southern Interior | Quesnel | 328 |
| 501 | Celgar Pulp Ltd. | Castlegar | PLP | Southern Interior | Arrow/Boundary | 420 |
| 506 | Crown Packaging Ltd. | Burnaby | PPR | Coast | Chilliwack | 106 |
| 507 | Domtar Inc. | Annacis Island | PPR | Coast | Chilliwack | 104 |
| 496 | Eurocan Pulp & Paper Co. | Kitimat | PLP | Northern Interior | Kalum | 449 |
| | Eurocan Pulp & Paper Co. | Kitimat | PPR | Northern Interior | Kalum | 449 |
| 335 | Fibreco Pulp Inc. | Taylor | PLP | Northern Interior | Peace | 221 |
| 484 | Howe Sound Pulp & Paper Ltd. | Port Mellon | PLP | Coast | Sunshine Coast | 698 |
| | Howe Sound Pulp & Paper Ltd. | Port Mellon | PPR | Coast | Sunshine Coast | 259 |
| 206 | Newstech Recycling Inc. | Coquitlam | PLP | Coast | Chilliwack | 155 |
| 330 | NorskeCanada Ltd. | Duncan Bay | PLP | Coast | Campbell River | 897 |
| | NorskeCanada Ltd. | Duncan Bay | PPR | Coast | Campbell River | 612 |
| 483 | NorskeCanada Ltd. | Crofton | PLP | Coast | South Island | 648 |
| | NorskeCanada Ltd. | Crofton | PPR | Coast | South Island | 386 |
| 486 | NorskeCanada Ltd. | Powell River | PLP | Coast | Sunshine Coast | 384 |
| | NorskeCanada Ltd. | Powell River | PPR | Coast | Sunshine Coast | 449 |
| 487 | NorskeCanada Ltd. | Port Alberni | PLP | Coast | South Island | 288 |
| | NorskeCanada Ltd. | Port Alberni | PPR | Coast | South Island | 493 |
| 488 | Pope & Talbot Ltd. | Cedar | PLP | Coast | South Island | 404 |

PULP AND PAPER MILLS - 2003

| Mill Number | Company | Location of Mill | Product | Forest Region | Forest District | Estimated Annual Capacity (000s of metric tonnes) |
|-------------|-------------------------------|------------------|---------|-------------------|----------------------------|---|
| 505 | Pope & Talbot Ltd. | Mackenzie | PLP | Northern Interior | Mackenzie | 250 |
| 553 | Quesnel River Pulp Co. | Quesnel | PLP | Southern Interior | Quesnel | 331 |
| 491 | Scott Paper Ltd. | New Westminster | PLP | Coast | Chilliwack | 26 |
| | Scott Paper Ltd. | New Westminster | PPR | Coast | Chilliwack | 83 |
| 1 | Tembec Industries Ltd. | Skookumchuk | PLP | Southern Interior | Rocky Mountain | 250 |
| 489 | Western Pulp Ltd. Partnership | Port Alice | PLP | Coast | North Island/Central Coast | 166 |
| 490 | Western Pulp Ltd. Partnership | Woodfibre | PLP | Coast | Squamish | 274 |
| 2 | Weyerhaeuser Company Ltd. | Kamloops | PLP | Southern Interior | Kamloops | 474 |

SHAKE AND SHINGLE MILLS

(Listed Alphabetically)

Mills that produce shake and shingles are listed in this section.

Notes:

1. Measurement units are in thousands of roofing squares ('000 sq). A roofing square is approximately 100 square feet.
2. Estimated annual capacity is based on a standardized operation of 240 days per year, two 8 hour shifts per day. Actual mill operations may vary from this schedule.

SHAKE AND SHINGLE MILLS - 2003

| Mill Number | Company | Location of Mill | Forest Region | Forest District | Estimated Annual Capacity ('000s of squares) |
|-------------|---------------------------------------|------------------|-------------------|------------------|--|
| 673 | Anbrook Industries Ltd. | Pitt Meadows | Coast | Chilliwack | 120 |
| 285 | Associated Cedar Products (1994) Ltd. | Albion | Coast | Chilliwack | 23 |
| 288 | B C F Shake Mill Ltd. | Fanny Bay | Coast | South Island | 50 |
| 688 | Best Quality Cedar Products Ltd. | Maple Ridge | Coast | Chilliwack | 58 |
| 706 | Bill Little Contracting Ltd. | Campbell River | Coast | Campbell River | 5 |
| 550 | C. J. Cedar Ltd. | Merville | Coast | Campbell River | 3 |
| 449 | Campbell River Shake and Shingle Ltd. | Campbell River | Coast | Campbell River | 26 |
| 385 | Clearbrook Shake | Abbotsford | Coast | Chilliwack | 46 |
| 583 | Coast Mountain Cedar Products | Mission | Coast | Chilliwack | 103 |
| 315 | Comox Valley Shakes Ltd. | Campbell River | Coast | Campbell River | 62 |
| 638 | Confederate Shake & Shingle Ltd. | Youbou | Coast | South Island | 19 |
| 69 | Copper Mountain Cedar Products | Terrace | Northern Interior | Kalum | 7 |
| 587 | G & R Cedar Ltd. | Matsqui | Coast | Chilliwack | 67 |
| 399 | Goat Lake Forest Products Ltd. | Powell River | Coast | Sunshine Coast | 106 |
| 671 | Graham Island Forest Products Ltd. | Masset | Coast | Queen Charlotte | 38 |
| 71 | Hi-Mark Lumber | Duncan | Coast | South Island | 12 |
| 72 | Imperial Shake Co Ltd | Abbotsford | Coast | Chilliwack | 96 |
| 321 | J & D Shake and Cedar Mill Ltd. | Duncan | Coast | South Island | 197 |
| 76 | K.L.P. Shake and Shingle | Vernon | Southern Interior | Okanagan Shuswap | 19 |
| 21 | Kootenay Pride Shake and Shingle Ltd. | Meadow Creek | Southern Interior | Kootenay Lake | 10 |
| 686 | L & N Forest Products Ltd. | Popkum | Coast | Chilliwack | 1 |
| 687 | Maple Leaf Shake and Shingle Ltd. | Maple Ridge | Coast | Chilliwack | 101 |
| 402 | Meeker Cedar Prod. (1967) Ltd. | Mission | Coast | Chilliwack | 312 |
| 657 | Meeker Log and Timber (Kamloops) Ltd. | Kamloops | Southern Interior | Kamloops | 48 |
| 543 | Ocean Blue Cedar Products Ltd. | Campbell River | Coast | Campbell River | 110 |

SHAKE AND SHINGLE MILLS - 2003

| Mill Number | Company | Location of Mill | Forest Region | Forest District | Estimated Annual Capacity ('000s of squares) |
|-------------|-------------------------------------|------------------|-------------------|----------------------------|--|
| 77 | Parker Cedar Products Ltd | Pitt Meadows | Coast | Chilliwack | 29 |
| 541 | Port Clements Wood Products Ltd. | Port Clements | Coast | Queen Charlotte | 10 |
| 617 | Port McNeill Forest Products Ltd. | Port McNeill | Coast | North Island/Central Coast | 58 |
| 266 | Premium Cedar Products Ltd. | Ruskin | Coast | Chilliwack | 144 |
| 599 | Prospective Shake Co. Ltd. | Mission | Coast | Chilliwack | 96 |
| 374 | Remco Shake & Shingle Products Ltd. | Cooper Creek | Southern Interior | Kootenay Lake | 17 |
| 455 | S & W Shake & Shingle Ltd. | Ruskin | Coast | Chilliwack | 72 |
| 167 | Seltic-Sherwen Shake/Shingle Ltd. | Menzies Bay | Coast | Campbell River | 12 |
| 591 | Serpentine Cedar Ltd. | Fort Langley | Coast | Chilliwack | 58 |
| 612 | Silver Creek Premium Products | Mission | Coast | Chilliwack | 30 |
| 631 | Silvermere Forest Products Ltd. | Ruskin | Coast | Chilliwack | 29 |
| 145 | State Cedar Products Ltd. | Abbotsford | Coast | Chilliwack | 202 |
| 106 | Teal Cedar Products (1977) Ltd. | Surrey | Coast | Chilliwack | 154 |
| 722 | Titan Ridge | Port McNeill | Coast | North Island/Central Coast | 67 |
| 723 | Vancouver Island Shake and Shingle | Port McNeill | Coast | North Island/Central Coast | 10 |
| 691 | W. Boyes Shake and Shingle Ltd. | Gateway | Southern Interior | 100 Mile House | 14 |
| 464 | Waldun Forest Products Ltd. | Ruskin | Coast | Chilliwack | 216 |
| 201 | Western Canada Cedar Ltd. | Mission | Coast | Chilliwack | 86 |
| 465 | Yankee Cedar Products Ltd. | Port McNeill | Coast | North Island/Central Coast | 14 |

VENEER, PLYWOOD, AND OTHER PANEL MILLS

(Listed Alphabetically)

Mills producing veneer, plywood and other types of panel are listed in this section. For mills that produce both market veneer and plywood, veneer capacity includes market veneer and the veneer that is used within the mill to manufacture plywood. Panel mills that use wood residuals to produce panels or that do not have log-processing capability are also listed in this report.

Notes:

1. Measurement units are in millions of square feet, 3/8" basis (mill. sq. ft., 3/8").
2. Estimated annual capacity for veneer mills is based on a standardized operation of 240 days per year, two 8 hour shifts per day. For plywood and other panel mills, estimated annual capacity is based on a standardized operation of 240 days per year, three 8 hour shifts per day. Actual operations may vary from these schedules.

VENEER, PLYWOOD AND OTHER PANEL MILLS - 2003

| Mill Number | Company | Location of Mill | Product | Forest Region | Forest District | Estimated Annual Capacity (million sq. ft, 3/8" basis) |
|-------------|---|------------------|---------|-------------------|------------------|---|
| 109 | Ainsworth Lumber Co. Ltd. | Savona | PLY | Southern Interior | Kamloops | 144 |
| 115 | Ainsworth Lumber Co. Ltd. | Lillooet | VNR | Southern Interior | Cascades | 132 |
| 411 | Ainsworth Lumber Co. Ltd. | 100 Mile House | OSB | Southern Interior | 100 Mile House | 444 |
| 51 | Atco Lumber Ltd. | Fruitvale | VNR | Southern Interior | Arrow/Boundary | 96 |
| 34 | B C Veneer Products Ltd | Surrey | VNR | Coast | Chilliwack | 7 |
| 151 | Canadian Forest Products Ltd. | Prince George | VNR | Northern Interior | Prince George | 111 |
| | Canadian Forest Products Ltd. | Prince George | PLY | Northern Interior | Prince George | 166 |
| 536 | Canadian Forest Products Ltd. | New Westminster | PNL | Coast | Chilliwack | 23 |
| 246 | Canpar Industries Ltd | Grand Forks | PNL | Southern Interior | Arrow/Boundary | 144 |
| 508 | CIPA Lumber Co. Ltd. | Annacis Island | VNR | Coast | Chilliwack | 91 |
| 244 | Coastland Wood Ind. Ltd. | Nanaimo | VNR | Coast | South Island | 96 |
| 12 | Federated Co-op Ltd. | Canoe | VNR | Southern Interior | Okanagan Shuswap | 96 |
| | Federated Co-op Ltd. | Canoe | PLY | Southern Interior | Okanagan Shuswap | 108 |
| 84 | Louisiana Pacific Canada Ltd. | Golden | VNR | Southern Interior | Columbia | 118 |
| | Louisiana Pacific Canada Ltd. | Golden | PLY | Southern Interior | Columbia | 135 |
| 650 | Louisiana Pacific Canada Ltd. | Dawson Creek | OSB | Northern Interior | Peace | 310 |
| 3 | M.V.P. Veneer Inc. | Kamloops | VNR | Southern Interior | Kamloops | 7 |
| 169 | McBride Forest Ind. Ltd. | McBride | VNR | Northern Interior | Headwaters | 82 |
| 357 | Northern Engineering Wood Products Inc. | Smithers | PNL | Northern Interior | Skeena Stikine | 55 |
| 398 | Paul Creek Slicing Ltd. | Kamloops | VNR | Southern Interior | Kamloops | 16 |
| 478 | Richmond Plywood Corp. Ltd. | Richmond | VNR | Coast | Chilliwack | 178 |
| | Richmond Plywood Corp. Ltd. | Richmond | PLY | Coast | Chilliwack | 187 |
| 35 | Riverside Forest Products Ltd. | Lumby | VNR | Southern Interior | Okanagan Shuswap | 168 |
| 67 | Riverside Forest Products Ltd. | Kelowna | VNR | Southern Interior | Okanagan Shuswap | 134 |
| | Riverside Forest Products Ltd. | Kelowna | PLY | Southern Interior | Okanagan Shuswap | 168 |

VENEER, PLYWOOD AND OTHER PANEL MILLS - 2003

| Mill Number | Company | Location of Mill | Product | Forest Region | Forest District | Estimated Annual Capacity (million sq. ft, 3/8" basis) |
|-------------|--------------------------------|------------------|---------|-------------------|------------------|---|
| 68 | Riverside Forest Products Ltd. | Armstrong | VNR | Southern Interior | Okanagan Shuswap | 211 |
| | Riverside Forest Products Ltd. | Armstrong | PLY | Southern Interior | Okanagan Shuswap | 360 |
| 459 | Slocan Forest Products Ltd. | Fort Nelson | OSB | Northern Interior | Fort Nelson | 504 |
| 121 | Tackama Forest Products Ltd. | Fort Nelson | VNR | Northern Interior | Fort Nelson | 180 |
| | Tackama Forest Products Ltd. | Fort Nelson | PLY | Northern Interior | Fort Nelson | 180 |
| 394 | Tolko Industries Ltd. | Heffley Creek | VNR | Southern Interior | Kamloops | 139 |
| | Tolko Industries Ltd. | Heffley Creek | PLY | Southern Interior | Kamloops | 174 |
| 105 | Weldwood of Canada Ltd. | Williams Lake | VNR | Southern Interior | Central Cariboo | 138 |
| | Weldwood of Canada Ltd. | Williams Lake | PLY | Southern Interior | Central Cariboo | 184 |
| 112 | Weldwood of Canada Ltd. | Quesnel | VNR | Southern Interior | Quesnel | 144 |
| | Weldwood of Canada Ltd. | Quesnel | PLY | Southern Interior | Quesnel | 213 |
| 113 | West Fraser Mills Ltd. | Quesnel | MDF | Southern Interior | Quesnel | 147 |

OTHER PRIMARY PROCESSING MILLS

(Listed Alphabetically)

Mills listed in this section have log processing capability but do not produce any of the previously listed products.

OTHER MILLS - 2003

| Mill Number | Company | Location of Mill | Product | Forest Region | Forest District |
|-------------|-------------------------------|------------------|---------|-------------------|------------------|
| 397 | Canada Japan Woodworks Ltd. | Kelowna | CPST | Southern Interior | Okanagan Shuswap |
| 84 | Louisiana Pacific Canada Ltd. | Golden | LVL | Southern Interior | Columbia |
| 511 | Timbre Tonewood Ltd. | Parksville | GTR | Coast | South Island |

