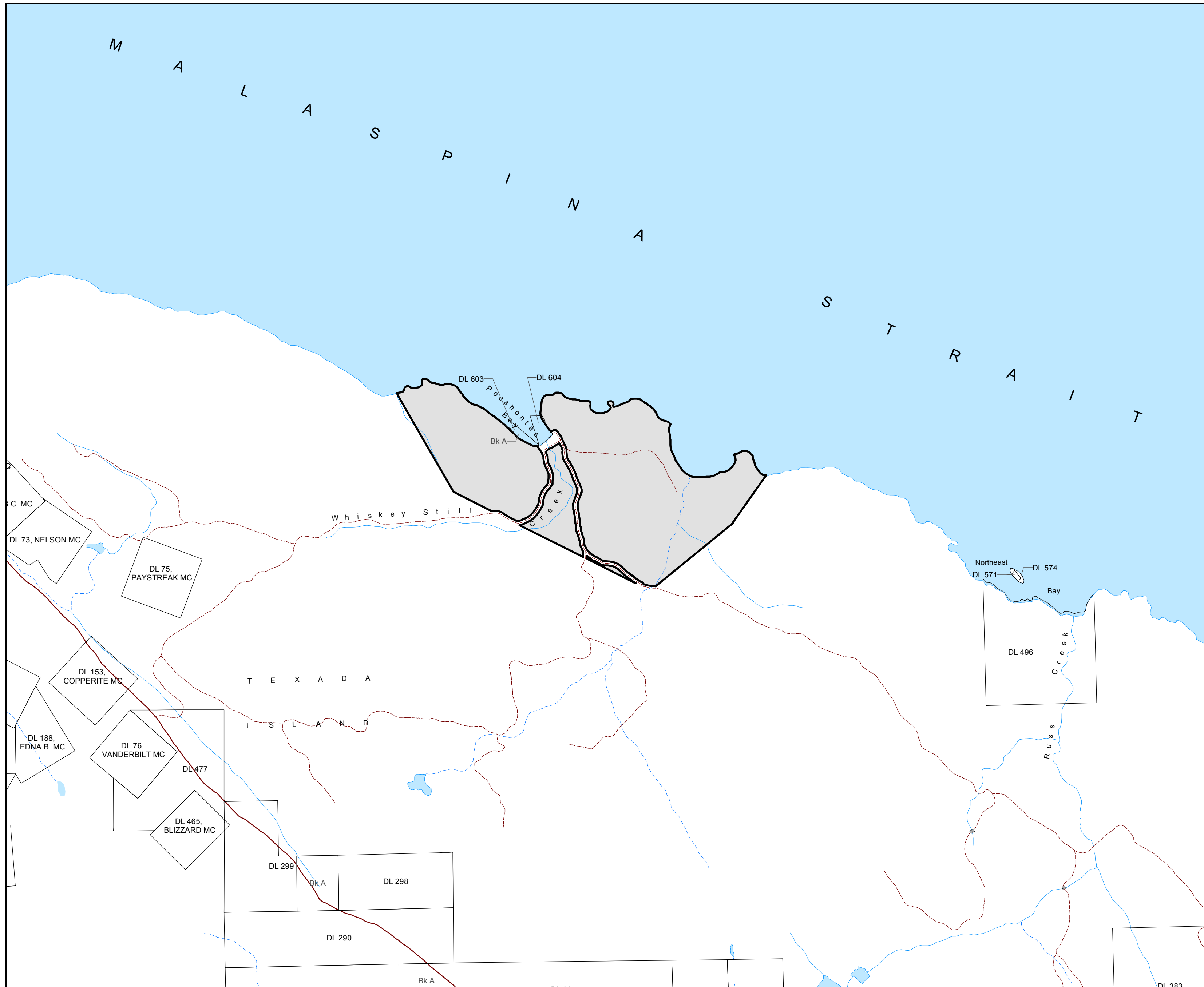




# Sliammon No.2 Designated Area Schedule 6 of 6




### Legend

 Sliammon No.2 Designated Area



1:20,000



Kilometers



Produced by: Integrated Land Management Bureau

Filename: SLI\_PT13\_NO2\_20071031

Filepath: Sliammon\ArcGisProjects\Part\_13\_Maps\SLI\_PT13\_NO2\_20071031.mxd

Projection/Datum: Albers/NAD83  
Date Created/Revised: October 22, 2007  
Created by: CIS, LS, JLS

Ratio scale correct at 17" X 22" pagesize