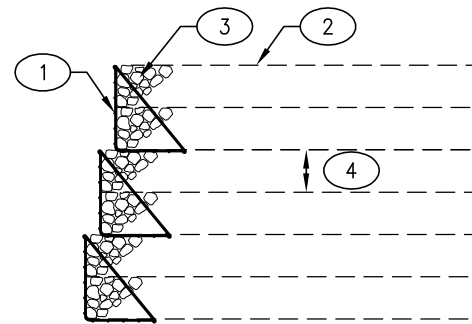
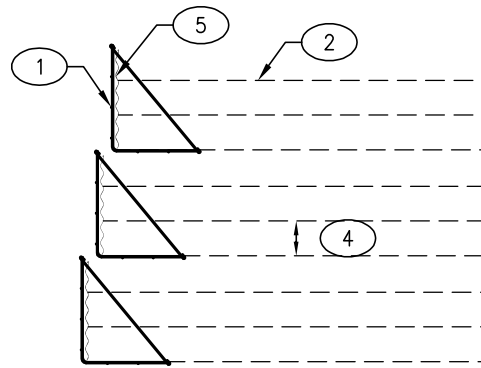


RETAINED HEADWALLS AND WINGWALLS FOR INLET AND OUTLET ENDS

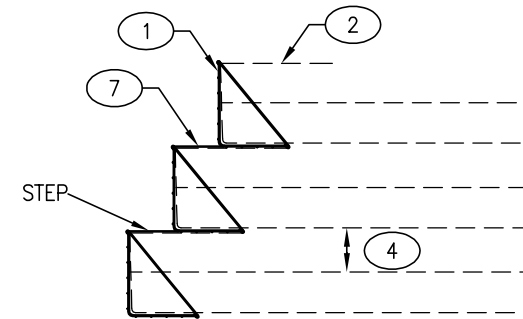


ROCK FILL FACE OPTION

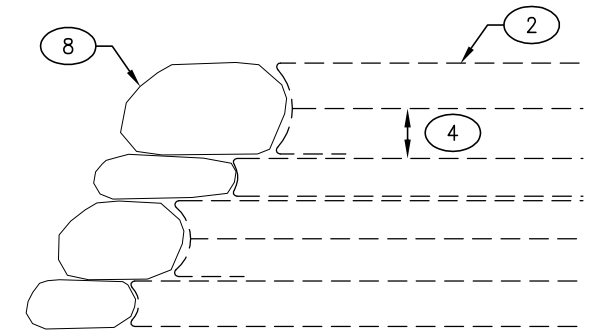


METAL FACE OPTION

REINFORCED SOIL SLOPES FOR INLET AND OUTLET ENDS

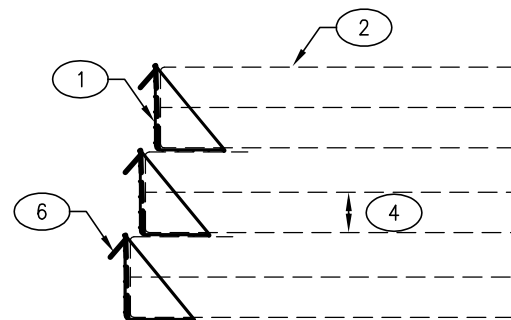


VEGETATION AT THE FACE
(SLOPES < 2V:1H)



STACKED ROCK AT THE FACE
(SLOPES < 2V:1H AND EMBANKMENT
HEIGHT OF LESS THAN 4.0m)

DURABLE MATERIALS AT THE FACE



DOUBLE FABRIC FACE OPTION

DOUBLE LAYERED GEOTEXTILE FABRIC AT THE FACE

LEGEND

- ① - WELDED WIRE MESH FORM, SET BACK DISTANCE TO SUIT SITE REQUIREMENTS
- ② - WOVEN GEOTEXTILE FABRIC 30kN/m (MIN.) WIDWIDTH TENSILE STRENGTH (ASTM D4595)
- ③ - BROKEN ROCK OR COBBLE FILL
- ④ - TYPICAL FABRIC SPACING LESS THAN 0.3m
- ⑤ - GALVANIZED CORRUGATED METAL SHEETING MANUFACTURED IN ACCORDANCE WITH CAN/CSA-G401-07
- ⑥ - NON-WOVEN GEOTEXTILE 890N MIN. GRAB TENSILE STRENGTH (ASTM D4632), 580N MIN. PUNCTURE STRENGTH (ASTM D4833) IN FRONT OF WOVEN GEOTEXTILE.
- ⑦ - PLANTED VEGETATION ON BENCH, TYPICALLY 0.28m WIDE, CONSISTING OF GRASSES, LEGUMES AND WOODY SPECIES AS SPECIFIED ON DESIGN DRAWINGS.
- ⑧ - STACKED DURABLE ROCK - BOULDERS OR BROKEN ROCK (RIPRAP).

ASSUME NOT TO SCALE
ORIGINAL SIGNED AND SEALED

CONCEPT DRAWINGS ONLY -
 NOT FOR CONSTRUCTION

SCALE AS SHOWN		Designed <u>CVB</u> Date <u>JULY 2011</u>	Checked <u>CVB</u> Date <u>JULY 2011</u>	Drawn <u>HM</u> Date <u>JULY 2011</u>
Rev	Date	DESCRIPTION	Init	
REVISIONS				

Province of British Columbia
 MINISTRY OF FOREST, LANDS AND NATURAL
 RESOURCE OPERATIONS
 ENGINEERING BRANCH

STANDARD BRIDGE DRAWING

Terraspan® GRS Arch™ Structure—Conceptual Only

Inlet and Outlet Details

ORIGINAL SIGNED and SEALED BY: Calvin VanBuskirk, P.Eng., P.Geo.	APPROVED BY:
DESIGN ENGINEER Calvin VanBuskirk, P.Eng., P.Geo.	FLNR ENGINEER
DATE July 2011	DATE
FILE No.	DRAWING No.

STD-C-050-05 10