



September 16, 2004

All Interior Appraisal Manual Subscribers

Dear Subscriber:

The following stumpage appraisal parameter values are effective October 1, 2004.

Interior Composite Index	243.5
Interior Target Rate	23.40
Interior Mean Value Index	12.45
Interior Base Rate	30.19

The values of lumber and chips, district value indexes and district average basic silviculture costs (for use with the district value indexes) also effective October 1, 2004, for use in the Comparative Value Pricing System are attached.

For the Market Pricing System, the consumer price index and lumber prices for stumpage rates calculated from October 1, 2004, to October 31, 2004, and the consumer price indexes and lumber prices for the previous two months are also attached. Note that this information can be obtained as soon as it is available from each regional office, or on the Revenue Branch web site at: <http://www.for.gov.bc.ca/hva/timberp/index.htm>



This document and information is intended for information and internal use, and may be protected under the *Federal Copyright Act* (see attached guidelines).

Yours truly,

Bill Howard
Director
Revenue Branch



**AVERAGE MARKET VALUES FOR STUD AND RANDOM LENGTH LUMBER
COINCIDENT ZONING
EFFECTIVE OCTOBER 1, 2004
FOR THE TWELVE MONTHS ENDED JUNE 30, 2004
AVERAGE LUMBER MARKET VALUES (\$/MBM)**

AMV ZONE	BALSAM		CEDAR	FIR / LARCH		HEMLOCK	LODGEPOLE PINE		WHITE PINE	YELLOW PINE	SPRUCE	
	Stud	Random	All	Stud	Random	All	Stud	Random	All	All	Stud	Random
5	323	303	639	323	393	331	323	336	293		323	345
6	323	306	639	323	393	331	323	336	293		323	345
7	323	325	639	323	399	331	323	358	297	358	323	369
8	323	301	639	323	424	326	323	333	292	351	323	342
9	281	293					281	327			281	333

For Appraisals Effective March 1, 1993

Zone 5: Northern Interior & Quesnel

Zone 6: Skeena


Zone 7: Southern Interior

Zone 8: Southern Cariboo

Zone 9: Fort Nelson - Peace

Prepared by Ministry of Forests, Revenue Branch

Verified by:



**AVERAGE MARKET VALUES FOR SMALL LOGS
EFFECTIVE OCTOBER 1, 2004
FOR THE TWELVE MONTHS ENDED JUNE 30, 2004
AVERAGE LUMBER MARKET VALUES (\$/Mbm)**

AMV ZONE	BALSAM		CEDAR	FIR / LARCH		HEMLOCK	LODGEPOLE PINE		WHITE PINE	YELLOW PINE	SPRUCE	
	Stud	Random	All	Stud	Random	All	Stud	Random	All	All	Stud	Random
15	294	294	581	294	294	301	294	294	267		294	294
16	294	294	581	294	294	301	294	294	267		294	294
17	294	294	581	294	294	301	294	294	270	326	294	294
18	294	294	581	294	294	297	294	294	266	319	294	294
19	256	256					256	256			256	256

For Appraisals Effective December 1, 1994

Zone 15: Northern Interior & Quesnel

Zone 16: Skeena

Zone 17: Southern Interior

Zone 18: Southern Cariboo

Zone 19: Fort Nelson - Peace

Prepared by Ministry of Forests, Revenue Branch

Verified by:



**AVERAGE MARKET VALUES FOR SMALL LOG LICENSES
EFFECTIVE OCTOBER 1, 2004
FOR THE TWELVE MONTHS ENDED JUNE 30, 2004
AVERAGE LUMBER MARKET VALUES (\$/MBM)**

AMV ZONE	BALSAM		CEDAR	FIR / LARCH		HEMLOCK	LODGEPOLE PINE		WHITE PINE	YELLOW PINE	SPRUCE	
	Stud	Random	All	Stud	Random	All	Stud	Random	All	All	Stud	Random
25	201	201	639	222	222	331	209	209	206		198	198

For Appraisals Effective April 1, 1997
Zone 25: Interior

Verified by:



**AVERAGE MARKET VALUES FOR GRADE 4 HEMLOCK LOGS
EFFECTIVE OCTOBER 1, 2004
FOR THE TWELVE MONTHS ENDED JUNE 30, 2004
AVERAGE LUMBER MARKET VALUES (\$/MBM)**

AMV ZONE	BALSAM		CEDAR	FIR / LARCH		HEMLOCK	LODGEPOLE PINE		WHITE PINE	YELLOW PINE	SPRUCE	
	Stud	Random	All	Stud	Random	All	Stud	Random	All	All	Stud	Random
35	323	303	639	323	393	274	323	336	293		323	345
36	323	306	639	323	393	294	323	336	293		323	345
37	323	325	639	323	399	313	323	358	297	358	323	369
38	323	301	639	323	424	301	323	333	292	351	323	342

For Appraisals Effective January 1, 1998

Zone 35: Northern Interior & Quesnel

Zone 36: Skeena

Zone 37: Southern Interior

Zone 38: Southern Cariboo

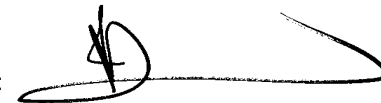
Verified by:



**INTERIOR AVERAGE CHIP VALUES
EFFECTIVE OCTOBER 1, 2004
(For The Twelve Months Ended June 30, 2004)**

APPRAISAL POINT	CODE	WW \$/BDU	CEDAR \$/BDU	APPRAISAL POINT	CODE	WW \$/BDU	CEDAR \$/BDU
100 Mile House	100M	78	59	Lillooet	LILL	73	55
Adams Lake	ADLK	82	62	Louis Creek	LSCK	83	62
Armstrong	ARMS	82	62	Lumby	LUMB	81	61
Bear Lake	BELK	80	60	Lytton	LYTT	80	60
Boston Bar	BOBA	78	59	Mackenzie	MKEN	84	63
Burns Lake	BSLK	77	58	McBride	MBRI	73	55
Canoe	CANO	81	61	Merritt	MERR	82	62
Carnaby	CARN	69	69	O.K. Falls	OKFA	77	58
Chasm	CHSM	77	58	Prince George	PRGE	82	62
Chetwynd	CHET	79	59	Princeton	PRIN	80	60
Clear Lake	CLLK	81	61	Quesnel	QUES	79	59
Craigellachie	CRAI	82	62	Revelstoke	REVE	84	63
Engen	ENGE	80	60	Smithers	SMIT	67	67
Fort Nelson	FTNE	64	48	Squamish	SQUA	98	74
Fort St. James	FTJA	79	59	Strathnaver	STRA	78	59
Fort St. John	FTJO	74	56	Taylor	TAYL	74	56
Fraser Lake	FRLK	79	59	Terrace	TERR	73	73
Hazelton	HAZE	69	69	Upper Fraser	UPFR	82	62
Houston	HOUS	75	56	Valemount	VALE	75	56
Isle Pierre	ISPI	81	61	Vanderhoof	VAND	81	61
Kamloops	KAML	85	64	Vavenby	VAVE	81	61
Kelowna	KELO	80	60	Westbank	WEST	80	60
Kitwanga	KITW	70	70	Williams Lake	WILK	76	57
Lavington	LAVI	81	61	Ymir	YMIR	82	62
Canal Flats	CAFL	93	70				
Castlegar	CAST	83	62				
Cranbrook	CRAN	92	69				
Creston	CRES	89	67				
Elko	ELKO	90	68				
Galloway	GALL	90	68				
Grand Forks	GRFO	80	60				
Midway	MIDW	79	59				
Park Siding	PASI	80	60				
Radium	RADI	91	68				
Slocan	SLOC	81	61				
Thrums	THRU	83	62				
Ymir	YMIR	82	62				

Verified by:



**INTERIOR BASIC SILVICULTURE COSTS BY SPECIES
EFFECTIVE OCTOBER 1, 2004**

Value Indexes (\$/m³) - No longer required.

Basic Silviculture Costs (\$/m³)

Region	BALSAM	CEDAR	FIR	HEMLOCK	LARCH	LODGEPOLE PINE	SPRUCE	WHITE PINE	YELLOW PINE
Northern Interior	4.42	6.19	3.69	3.99		3.85	4.35		
Southern Interior	5.30	6.02	5.30	5.88	5.27	4.19	4.82	6.34	6.29

Revenue Branch

Verified by: 

MARKET PRICING SYSTEM LUMBER VALUES (\$/MBM)

FROM THE THREE MONTHS ENDED July 31, 2004

FOR MARKET PRICING STUMPAGE CALCULATIONS BETWEEN October 1 and 31, 2004

AMV ZONE	BALSAM	CEDAR	FIR / LARCH	HEMLOCK	LODGE-POLE PINE	WHITE PINE	YELLOW PINE	SPRUCE
5	413	696	478	400	413	413		413
6	400	696		400	413			413
7	434	696	466	400	434	434	434	434
8	418	696	478	400	418	418	418	418
9	413				413			413

B.C. C.P.I. (P110000) effective this period:	123.4
--	-------

For Appraisals Effective January 1, 1999

Zone 5: Northern Interior & Quesnel

Zone 6: Skeena


Zone 7: Southern Interior

Zone 8: Southern Cariboo

Zone 9: Fort Nelson - Peace

Prepared by Revenue Branch, Ministry of Forests

Verified by:



MARKET PRICING SYSTEM LUMBER VALUES (\$/MBM)

FROM THE THREE MONTHS ENDED June 30, 2004

FOR MARKET PRICING STUMPAGE CALCULATIONS BETWEEN September 1 and 30, 2004

AMV ZONE	BALSAM	CEDAR	FIR / LARCH	HEMLOCK	LODGE- POLE PINE	WHITE PINE	YELLOW PINE	SPRUCE
5	402	664	530	381	402	402		402
6	381	664		381	402			402
7	423	664	459	381	423	423	423	423
8	412	664	530	381	412	412	412	412
9	396				396			396

B.C. C.P.I. (P110000) effective this period:	123.6
--	-------

For Appraisals Effective January 1, 1999

Zone 5: Northern Interior & Quesnel

Zone 6: Skeena

Zone 7: Southern Interior

Zone 8: Southern Cariboo

Zone 9: Fort Nelson - Peace

Prepared by Revenue Branch, Ministry of Forests

Verified by:



MARKET PRICING SYSTEM LUMBER VALUES (\$/MBM)

FROM THE THREE MONTHS ENDED May 31, 2004

FOR MARKET PRICING STUMPAGE CALCULATIONS BETWEEN August 1 and 31, 2004

AMV ZONE	BALSAM	CEDAR	FIR / LARCH	HEMLOCK	LODGE-POLE PINE	WHITE PINE	YELLOW PINE	SPRUCE
5	384	647	521	367	384	384		384
6	367	647		367	384			384
7	404	647	445	367	404	404	404	404
8	390	647	521	367	390	390	390	390
9	385				385			385

B.C. C.P.I. (P110000) effective this period:	123.4
--	-------

For Appraisals Effective January 1, 1999

Zone 5: Northern Interior & Quesnel

Zone 6: Skeena


Zone 7: Southern Interior

Zone 8: Southern Cariboo

Zone 9: Fort Nelson - Peace

Prepared by Revenue Branch, Ministry of Forests

Verified by:



Copyright Guidelines

Copyright statement

Copyright of this material belongs exclusively to the Province of British Columbia. This copy is intended for private study or research purposes only.

No person or entity is permitted to reproduce this material, in whole or in part, for distribution either free of charge or for 'commercial purposes', unless that person or entity has a signed licence agreement with the Intangible Property Program for British Columbia. Reproduction for commercial purposes is reproduction for the purposes of sale, rent, trade or distribution, or posting it on the Internet or on electronic bulletin boards. Further details over these and other government-owned works can be obtained by reference to the *Federal Copyright Act*.

Freedom of Information versus Copyright Releases and Licences

The *Freedom of Information and Protection of Privacy Act* gives you access to material for private study or research purposes only. It does not, in any manner, give you copyright release. A copyright release authorizes you to reproduce and distribute the information for a non-profit purpose. An exclusive or non-exclusive licence authorizes distribution for profit.

Copyright releases, in the majority of cases, only cover portions of documents. It is general practice that any person wanting to reproduce whole documents, even for non-profit purposes, must obtain a license agreement.

The conditions of a copyright release may include that you publish with the material:

- A disclaimer that states that you are not the owner of the information you are distributing
- That copyright and ownership remains exclusively with the Province of British Columbia
- A statement that you are not the official source of this information
- A statement that there is no implied endorsement from the Province of British Columbia
- An errors and omissions statement that says the Province of British Columbia is not responsible for the accuracy and completeness of the information you are distributing
- A limitation of liability to the Province of British Columbia from any damages arising from the use of the material being distributed

The conditions of a licence may include the above copyright release conditions, plus:

- Posting of a notice of intent for non-exclusive licences or an open bidding process for exclusive licences
- Schedules and amount of royalty payments to the Province of British Columbia
- Duration of licence agreement and conditions of renewal or extension
- Requirements for reporting

Where to obtain a copyright release or licence

All requests for copyright releases and licences are handled by the Province of British Columbia, Intangible Property Program, Ministry of Finance and Corporate Relations.

Intangible Property Program

Ministry of Finance and Corporate Relations

Location: Main Floor, 541 Superior Street, Victoria, BC

Mailing Address: P.O. Box 9459 Stn Prov Govt, Victoria, BC, V8W 9V7

Telephone at: (250) 356-0843

Fax Number: (250) 356-0846

