



June 15, 2004

All Interior Appraisal Manual Subscribers

Dear Subscriber:

The following stumpage appraisal parameter values are effective July 1, 2004.

Interior Composite Index	216.5
Interior Target Rate	19.69
Interior Mean Value Index	3.32
Interior Base Rate	25.45

The values of lumber and chips, district value indexes and district average basic silviculture costs (for use with the district value indexes) also effective July 1, 2004, for use in the Comparative Value Pricing System are attached.

For the Market Pricing System, the consumer price index and lumber prices for stumpage rates calculated from July 1, 2004, to July 31, 2004, and the consumer price indexes and lumber prices for the previous two months are also attached. Note that this information can be obtained as soon as it is available from each regional office, or on the Revenue Branch web site at: <http://www.for.gov.bc.ca/hva/timberp/index.htm>



This document and information is intended for information and internal use, and may be protected under the *Federal Copyright Act* (see attached guidelines).

Yours truly,

Bill Howard  
Director  
Revenue Branch





**AVERAGE MARKET VALUES FOR STUD AND RANDOM LENGTH LUMBER  
COINCIDENT ZONING  
EFFECTIVE JULY 1, 2004  
FOR THE TWELVE MONTHS ENDED MARCH 31, 2004  
AVERAGE LUMBER MARKET VALUES (\$/MBM)**

AMV ZONE	BALSAM		CEDAR	FIR / LARCH		HEMLOCK	LODGEPOLE PINE		WHITE PINE	YELLOW PINE	SPRUCE	
	Stud	Random	All	Stud	Random	All	Stud	Random	All	All	Stud	Random
5	292	270	662	292	359	302	292	298	285		292	306
6	292	270	662	292	359	302	292	298	285		292	306
7	292	291	662	292	365	302	292	321	289	321	292	331
8	292	265	662	292	364	297	292	294	284	314	292	302
9	254	260					254	289			254	295

For Appraisals Effective March 1, 1993

Zone 5: Northern Interior & Quesnel

Zone 6: Skeena


Zone 7: Southern Interior

Zone 8: Southern Cariboo

Zone 9: Fort Nelson - Peace

Prepared by Revenue Branch, Ministry of Forests

Verified by:





**AVERAGE MARKET VALUES FOR SMALL LOGS  
COINCIDENT ZONING  
EFFECTIVE JULY 1, 2004  
FOR THE TWELVE MONTHS ENDED MARCH 31, 2004  
AVERAGE LUMBER MARKET VALUES (\$/MBM)**

AMV ZONE	BALSAM		CEDAR	FIR / LARCH		HEMLOCK	LODGEPOLE PINE		WHITE PINE	YELLOW PINE	SPRUCE	
	Stud	Random	All	Stud	Random	All	Stud	Random	All	All	Stud	Random
15	266	265	602	266	266	275	266	266	259		266	266
16	266	265	602	266	266	275	266	266	259		266	266
17	266	265	602	266	266	275	266	266	263	292	266	266
18	266	265	602	266	266	270	266	266	258	286	266	266
19	231	231					231	231			231	231

For Appraisals Effective December 1, 1994

Zone 15: Northern Interior & Quesnel

Zone 16: Skeena


Zone 17: Southern Interior

Zone 18: Southern Cariboo

Zone 19: Fort Nelson - Peace

Prepared by Revenue Branch, Ministry of Forests

Verified by:






**AVERAGE MARKET VALUES FOR SMALL LOG LICENSES  
EFFECTIVE JULY 1, 2004  
FOR THE TWELVE MONTHS ENDED MARCH 31, 2004  
AVERAGE LUMBER MARKET VALUES (\$/MBM)**

AMV ZONE	BALSAM		CEDAR	FIR / LARCH		HEMLOCK	LOGEPOLE PINE		WHITE PINE	YELLOW PINE	SPRUCE	
	Stud	Random		All	Stud		Random	All			Stud	Random
25	184	184	662	202	202	302	191	191	201		181	181

For Appraisals Effective April 1, 1997  
Zone 25: Interior

Prepared by Revenue Branch, Ministry of Forests

Verified by:





**AVERAGE MARKET VALUES FOR GRADE 4 HEMLOCK LOGS  
EFFECTIVE JULY 1, 2004  
FOR THE TWELVE MONTHS ENDED MARCH 31, 2004  
AVERAGE LUMBER MARKET VALUES (\$/MBM)**

AMV ZONE	BALSAM		CEDAR	FIR / LARCH		HEMLOCK	LOGEPOLE PINE		WHITE PINE	YELLOW PINE	SPRUCE	
	Stud	Random	All	Stud	Random	All	Stud	Random	All	All	Stud	Random
35	292	270	662	292	359	<b>260</b>	292	298	285		292	306
36	292	270	662	292	359	<b>273</b>	292	298	285		292	306
37	292	291	662	292	365	<b>291</b>	292	321	289	321	292	331
38	292	265	662	292	364	<b>283</b>	292	294	284	314	292	302

For Appraisals Effective January 1, 1998

Zone 35: Northern Interior & Quesnel


Zone 36: Skeena

Zone 37: Southern Interior

Zone 38: Southern Cariboo

Prepared by Revenue Branch, Ministry of Forests

Verified by:





**INTERIOR AVERAGE CHIP VALUES**  
**EFFECTIVE JULY 1, 2004**  
**(For The Twelve Months Ended March 31, 2004)**

APPRAISAL POINT	CODE	WW \$/BDU	CEDAR \$/BDU	APPRAISAL POINT	CODE	WW \$/BDU	CEDAR \$/BDU
100 Mile House	100M	75	56	Lillooet	LILL	70	53
Adams Lake	ADLK	77	58	Louis Creek	LSCK	79	59
Armstrong	ARMS	77	58	Lumby	LUMB	76	57
Bear Lake	BELK	76	57	Lytton	LYTT	75	56
Boston Bar	BOBA	73	55	Mackenzie	MKEN	81	61
Burns Lake	BSLK	74	56	McBride	MBRI	68	51
Canoe	CANO	77	58	Merritt	MERR	77	58
Carnaby	CARN	64	64	O.K. Falls	OKFA	72	54
Chasm	CHSM	74	56	Prince George	PRGE	78	59
Chetwynd	CHET	76	57	Princeton	PRIN	75	56
Clear Lake	CLLK	77	58	Quesnel	QUES	77	58
Craigellachie	CRAI	77	58	Revelstoke	REVE	78	59
Engen	ENGE	78	59	Smithers	SMIT	62	62
Fort Nelson	FTNE	61	46	Squamish	SQUA	95	71
Fort St. James	FTJA	77	58	Strathnaver	STRA	75	56
Fort St. John	FTJO	71	53	Taylor	TAYL	71	53
Fraser Lake	FRLK	77	58	Terrace	TERR	68	68
Hazelton	HAZE	65	65	Upper Fraser	UPFR	78	59
Houston	HOUS	72	54	Valemount	VALE	70	53
Isle Pierre	ISPI	77	58	Vanderhoof	VAND	78	59
Kamloops	KAML	80	60	Vavenby	VAVE	76	57
Kelowna	KELO	75	56	Westbank	WEST	75	56
Kitwanga	KITW	66	66	Williams Lake	WILK	73	55
Lavington	LAVI	76	57	Ymir	YMIR	78	59
Canal Flats	CAFL	88	66				
Castlegar	CAST	79	59				
Cranbrook	CRAN	87	65				
Creston	CRES	84	63				
Elko	ELKO	85	64				
Galloway	GALL	85	64				
Grand Forks	GRFO	76	57				
Midway	MIDW	75	56				
Park Siding	PASI	76	57				
Radium	RADI	86	65				
Slocan	SLOC	77	58				
Thrumbs	THRU	79	59				
Ymir	YMIR	78	59				

Verified by:





**INTERIOR VALUE INDEX AND BASIC SILVICULTURE COSTS BY SPECIES  
EFFECTIVE JULY 1, 2004**

**Value Indexes (\$/m³)**

DISTRICT	BALSAM	CEDAR	FIR	HEMLOCK	LARCH	LODGEPOLE PINE	SPRUCE	WHITE PINE	YELLOW PINE
Prince George	1.19	25.47	12.11	-26.85		10.00	22.80		
Vanderhoof	1.89		15.17			7.00	18.01		
Kalum	-20.36	25.60		-39.07		5.23	-6.76		
Fort St. James	-1.29		14.34			4.03	19.05		
MacKenzie	-3.95					7.25	16.04		
Fort Nelson	-31.86					-30.86	-9.04		
Nadina	-5.88			-32.83		1.07	12.76		
Skeena Stikine	-8.30	37.66		-17.94		4.05	15.51		
Peace	-21.56					-10.32	-0.58		
Kamloops	-2.51	31.51	0.31	-29.96		4.82	20.48	-33.65	-10.40
Quesnel	5.18		14.26			5.41	19.87		
100 Mile House	-2.75		-0.98			2.52	13.27		
Chilcotin	-22.01		-37.13			-17.21	-7.06		
Kootenay Lake	-19.54	22.94	-19.73	-37.56	-16.09	-12.94	7.69	-45.06	-10.40
Columbia	-34.54	25.93	-19.17	-50.90		-16.17	-4.32	-46.43	
Central Cariboo	-7.90	28.53	2.70			-3.47	8.77		
Headwaters	-13.74	29.78	-4.68	-59.80		-0.95	12.98	-28.23	-10.40
Cascades	-11.93	21.90	-8.46			-9.19	12.41	-33.65	-10.40
Okanagan - Shuswap	-6.29	31.13	-0.86	-29.26	-7.60	2.31	19.57	-26.61	-10.40
Arrow Boundary	-11.44	29.03	-8.78	-35.66	-6.24	-9.51	10.30	-37.53	-10.40
Rocky Mountain	-14.70	41.10	-11.82	-41.17	-17.49	-6.12	7.41	-33.65	-10.40

**Basic Silviculture Costs (\$/m³)**

Region	BALSAM	CEDAR	FIR	HEMLOCK	LARCH	LODGEPOLE PINE	SPRUCE	WHITE PINE	YELLOW PINE
Northern Interior	4.99	6.48	4.11	4.27		4.09	4.70		
Southern Interior	5.21	6.40	5.42	5.62	6.04	4.33	4.83	6.54	6.34

Revenue Branch

Verified by:





**MARKET PRICING SYSTEM LUMBER VALUES (\$/MBM)**

FROM THE THREE MONTHS ENDED April 30, 2004

**FOR MARKET PRICING STUMPAGE CALCULATIONS BETWEEN July 1 and 31, 2004**


AMV ZONE	BALSAM	CEDAR	FIR / LARCH	HEMLOCK	LODGE-POLE PINE	WHITE PINE	YELLOW PINE	SPRUCE
5	356	639	473	355	356	356		356
6	355	639		355	356			356
7	379	639	422	355	379	379	379	379
8	358	639	473	355	358	358	358	358
9	358				358			358

B.C. C.P.I. (P110000) effective this period:	122.4
--	-------

For Appraisals Effective January 1, 1999

- Zone 5: Northern Interior & Quesnel
- Zone 6: Skeena
- Zone 7: Southern Interior
- Zone 8: Southern Cariboo
- Zone 9: Fort Nelson - Peace

Verified by:



Prepared by Revenue Branch, Ministry of Forests



## MARKET PRICING SYSTEM LUMBER VALUES (\$/MBM)

FROM THE THREE MONTHS ENDED March 31, 2004

### FOR MARKET PRICING STUMPAGE CALCULATIONS BETWEEN June 1 and 30, 2004

AMV ZONE	BALSAM	CEDAR	FIR / LARCH	HEMLOCK	LODGE-POLE PINE	WHITE PINE	YELLOW PINE	SPRUCE
5	327	665	422	334	327	327		327
6	334	665		334	327			327
7	353	665	398	334	353	353	353	353
8	334	665	422	334	334	334	334	334
9	327				327			327

B.C. C.P.I. (P110000) effective this period:	121.6
--	-------

For Appraisals Effective January 1, 1999

Zone 5: Northern Interior & Quesnel

Zone 6: Skeena

Zone 7: Southern Interior

Zone 8: Southern Cariboo

Zone 9: Fort Nelson - Peace

Prepared by Revenue Branch, Ministry of Forests

Verified By:





## MARKET PRICING SYSTEM LUMBER VALUES (\$/MBM)

FROM THE THREE MONTHS ENDED February 29, 2004

### FOR MARKET PRICING STUMPAGE CALCULATIONS BETWEEN May 1 and 31, 2004

AMV ZONE	BALSAM	CEDAR	FIR / LARCH	HEMLOCK	LODGE-POLE PINE	WHITE PINE	YELLOW PINE	SPRUCE
5	305	648	389	322	305	305		305
6	322	648		322	305			305
7	331	648	362	322	331	331	331	331
8	309	648	389	322	309	309	309	309
9	298				298			298

B.C. C.P.I. (P110000) effective this period:	121.3
--	-------

For Appraisals Effective January 1, 1999

- Zone 5: Northern Interior & Quesnel
- Zone 6: Skeena
- Zone 7: Southern Interior
- Zone 8: Southern Cariboo
- Zone 9: Fort Nelson - Peace

Prepared by Revenue Branch, Ministry of Forests ( April 8, 2004)

Verified By:





# Copyright Guidelines

## Copyright statement

Copyright of this material belongs exclusively to the Province of British Columbia. This copy is intended for private study or research purposes only.

No person or entity is permitted to reproduce this material, in whole or in part, for distribution either free of charge or for 'commercial purposes', unless that person or entity has a signed licence agreement with the Intangible Property Program for British Columbia. Reproduction for commercial purposes is reproduction for the purposes of sale, rent, trade or distribution, or posting it on the Internet or on electronic bulletin boards. Further details over these and other government-owned works can be obtained by reference to the *Federal Copyright Act*.

## Freedom of Information versus Copyright Releases and Licences

The *Freedom of Information and Protection of Privacy Act* gives you access to material for private study or research purposes only. It does not, in any manner, give you copyright release. A copyright release authorizes you to reproduce and distribute the information for a non-profit purpose. An exclusive or non-exclusive licence authorizes distribution for profit.

Copyright releases, in the majority of cases, only cover portions of documents. It is general practice that any person wanting to reproduce whole documents, even for non-profit purposes, must obtain a license agreement.

The conditions of a copyright release may include that you publish with the material:

- A disclaimer that states that you are not the owner of the information you are distributing
- That copyright and ownership remains exclusively with the Province of British Columbia
- A statement that you are not the official source of this information
- A statement that there is no implied endorsement from the Province of British Columbia
- An errors and omissions statement that says the Province of British Columbia is not responsible for the accuracy and completeness of the information you are distributing
- A limitation of liability to the Province of British Columbia from any damages arising from the use of the material being distributed

The conditions of a licence may include the above copyright release conditions, plus:

- Posting of a notice of intent for non-exclusive licences or an open bidding process for exclusive licences
- Schedules and amount of royalty payments to the Province of British Columbia
- Duration of licence agreement and conditions of renewal or extension
- Requirements for reporting

## Where to obtain a copyright release or licence

All requests for copyright releases and licences are handled by the Province of British Columbia, Intangible Property Program, Ministry of Finance and Corporate Relations.

Intangible Property Program

Ministry of Finance and Corporate Relations

Location: Main Floor, 541 Superior Street, Victoria, BC

Mailing Address: P.O. Box 9459 Stn Prov Govt, Victoria, BC, V8W 9V7

Telephone at: (250) 356-0843

Fax Number: (250) 356-0846

