



March 12, 2004

All *Interior Appraisal Manual* Subscribers

Dear Subscriber:

The following stumpage appraisal parameter values are effective April 1, 2004.

Interior Composite Index	180.6
Interior Target Rate	14.75
Interior Mean Value Index	0.76
Interior Base Rate	18.15

The values of lumber and chips, district value indexes and district average basic silviculture costs (for use with the district value indexes) also effective April 1, 2004, for use in the Comparative Value Pricing System are attached.

For the Market Pricing System, the consumer price index and lumber prices for stumpage rates calculated from April 1, 2004, to April 30, 2004, and the consumer price indexes and lumber prices for the previous two months are also attached. Note that this information can be obtained as soon as it is available from each regional office, or on the Revenue Branch web site at: <http://www.for.gov.bc.ca/hva/timberp/index.htm>



This document and information is intended for information and internal use, and may be protected under the *Federal Copyright Act* (see attached guidelines).

Yours truly,

Bill Howard  
Director  
Revenue Branch





**AVERAGE MARKET VALUES FOR STUD AND RANDOM LENGTH LUMBER  
COINCIDENT ZONING  
EFFECTIVE APRIL 1, 2004  
FOR THE TWELVE MONTHS ENDED DECEMBER 31, 2003  
AVERAGE LUMBER MARKET VALUES (\$/MBM)**

AMV ZONE	BALSAM		CEDAR	FIR / LARCH		HEMLOCK	LODGEPOLE PINE		WHITE PINE	YELLOW PINE	SPRUCE	
	Stud	Random	All	Stud	Random	All	Stud	Random	All	All	Stud	Random
5	286	261	694	286	349	285	286	289	267		286	297
6	286	263	694	286	349	285	286	289	267		286	297
7	286	282	694	286	355	285	286	310	271	310	286	320
8	286	254	694	286	348	280	286	282	266	303	286	289
9	286	249					286	277			286	283

For Appraisals Effective March 1, 1993

Zone 5: Northern Interior & Quesnel


Zone 6: Skeena

Zone 7: Southern Interior

Zone 8: Southern Cariboo

Zone 9: Fort Nelson - Peace

Verified by:



Prepared by Revenue Branch, Ministry of Forests



**AVERAGE MARKET VALUES FOR SMALL LOGS  
COINCIDENT ZONING  
EFFECTIVE APRIL 1, 2004  
FOR THE TWELVE MONTHS ENDED DECEMBER 31, 2003  
AVERAGE LUMBER MARKET VALUES (\$/MBM)**

AMV ZONE	BALSAM		CEDAR	FIR / LARCH		HEMLOCK	LODGEPOLE PINE		WHITE PINE	YELLOW PINE	SPRUCE	
	Stud	Random	All	Stud	Random	All	Stud	Random	All	All	Stud	Random
15	260	260	632	260	260	259	260	260	243		260	260
16	260	260	632	260	260	259	260	260	243		260	260
17	260	260	632	260	260	259	260	260	247	282	260	260
18	260	260	632	260	260	255	260	260	242	276	260	260
19	260	260					260	260			260	260

For Appraisals Effective December 1, 1994

Zone 15: Northern Interior & Quesnel


Zone 16: Skeena

Zone 17: Southern Interior

Zone 18: Southern Cariboo

Zone 19: Fort Nelson - Peace

Verified by:



Prepared by Revenue Branch, Ministry of Forests



**AVERAGE MARKET VALUES FOR LICENSES WHICH REQUIRE UTILIZATION OF SMALL LOGS  
EFFECTIVE APRIL 1, 2004  
FOR THE TWELVE MONTHS ENDED DECEMBER 31, 2003  
AVERAGE LUMBER MARKET VALUES (\$/MBM)**

AMV ZONE	BALSAM		CEDAR	FIR / LARCH		HEMLOCK	LODGEPOLE PINE		WHITE PINE	YELLOW PINE	SPRUCE	
	Stud	Random	All	Stud	Random	All	Stud	Random	All	All	Stud	Random
25	181	181	694	199	199	285	188	188	189		178	178

For Appraisals Effective April 1, 1997  
Zone 25: Interior

Verified by: 

Prepared by Revenue Branch, Ministry of Forests



**AVERAGE MARKET VALUES FOR MANDATORY GRADE 4 HEMLOCK LOG UTILIZATION  
EFFECTIVE APRIL 1, 2004  
FOR THE TWELVE MONTHS ENDED DECEMBER 31, 2003  
AVERAGE LUMBER MARKET VALUES (\$/MBM)**

AMV ZONE	BALSAM		CEDAR	FIR / LARCH		HEMLOCK	LOGEPOLE PINE		WHITE PINE	YELLOW PINE	SPRUCE	
	Stud	Random	All	Stud	Random	All	Stud	Random	All	All	Stud	Random
35	286	261	694	286	349	<b>254</b>	286	289	267		286	297
36	286	263	694	286	349	<b>261</b>	286	289	267		286	297
37	286	282	694	286	355	<b>277</b>	286	310	271	310	286	320
38	286	254	694	286	348	<b>271</b>	286	282	266	303	286	289

For Appraisals Effective January 1, 1998


Zone 35: Northern Interior & Quesnel

Zone 36: Skeena

Zone 37: Southern Interior

Zone 38: Southern Cariboo

Verified by:



Prepared by Revenue Branch, Ministry of Forests



**INTERIOR AVERAGE CHIP VALUES**  
**EFFECTIVE APRIL 1, 2004**  
**(For The Twelve Months Ended December 31, 2003)**

APPRAISAL POINT	CODE	WW \$/BDU	CEDAR \$/BDU	APPRAISAL POINT	CODE	WW \$/BDU	CEDAR \$/BDU
100 Mile House	100M	72	54	Lillooet	LILL	67	50
Adams Lake	ADLK	73	55	Louis Creek	LSCK	74	56
Armstrong	ARMS	73	55	Lumby	LUMB	72	54
Bear Lake	BELK	77	58	Lytton	LYTT	70	53
Boston Bar	BOBA	69	52	Mackenzie	MKEN	79	59
Burns Lake	BSLK	71	53	McBride	MBRI	64	48
Canoe	CANO	72	54	Merritt	MERR	73	55
Carnaby	CARN	61	61	O.K. Falls	OKFA	67	50
Chasm	CHSM	70	53	Prince George	PRGE	79	59
Chetwynd	CHET	73	55	Princeton	PRIN	70	53
Clear Lake	CLLK	78	59	Quesnel	QUES	74	56
Craigellachie	CRAI	68	51	Revelstoke	REVE	69	52
Engen	ENGE	74	56	Smithers	SMIT	59	59
Fort Nelson	FTNE	58	44	Squamish	SQUA	92	69
Fort St. James	FTJA	73	55	Strathnaver	STRA	72	54
Fort St. John	FTJO	69	52	Taylor	TAYL	69	52
Fraser Lake	FRLK	73	55	Terrace	TERR	65	65
Hazelton	HAZE	61	61	Upper Fraser	UPFR	79	59
Houston	HOUS	69	52	Valemount	VALE	66	50
Isle Pierre	ISPI	78	59	Vanderhoof	VAND	75	56
Kamloops	KAML	76	57	Vavenby	VAVE	72	54
Kelowna	KELO	71	53	Westbank	WEST	71	53
Kitwanga	KITW	63	63	Williams Lake	WILK	70	53
Lavington	LAVI	72	54	Ymir	YMIR	73	55
Canal Flats	CAFL	79	59				
Castlegar	CAST	75	56				
Cranbrook	CRAN	78	59				
Creston	CRES	74	56				
Elko	ELKO	76	57				
Galloway	GALL	76	57				
Grand Forks	GRFO	72	54				
Midway	MIDW	71	53				
Park Siding	PASI	72	54				
Radium	RADI	76	57				
Slocan	SLOC	73	55				
Thrusms	THRU	75	56				
Ymir	YMIR	73	55				

Verified by: 



**INTERIOR VALUE INDEX AND BASIC SILVICULTURE COSTS BY SPECIES  
EFFECTIVE APRIL 1, 2004**


**Value Indexes (\$/m<sup>3</sup>)**

DISTRICT	BALSAM	CEDAR	FIR	HEMLOCK	LARCH	LODGEPOLE PINE	SPRUCE	WHITE PINE	YELLOW PINE
Prince George	-7.02	28.82	9.72	-24.90		8.00	17.59		
Vanderhoof	0.40	33.32	0.08			5.36	15.81		
Kalum	-21.97	33.12	9.55	-39.44		-2.57	-2.54		
Fort St. James	-2.90		10.30			5.01	17.83		
MacKenzie	-6.16					3.51	12.57		
Fort Nelson	-26.78					-20.47	-9.79		
Nadina	-7.84			-33.90		0.00	12.01		
Skeena Stikine	-13.53	44.88		-19.96		-3.04	7.69		
Peace	-21.01					-8.15	-2.62		
Kamloops	1.09	47.03	-1.58	-37.83		3.21	19.41	-35.81	-15.54
Quesnel	-2.08	34.53	10.25			-0.01	13.96		
100 Mile House	-6.71	34.53	-2.06			1.85	10.15		
Chilcotin	-9.66	34.53	-4.98			-17.38	-7.97		
Kootenay Lake	-18.24	28.31	-20.80	-43.89	-17.35	-11.43	4.35	-47.44	-15.54
Columbia	-39.36	32.00	-22.06	-54.88	-10.72	-13.42	-7.62	-53.64	
Central Cariboo	-8.48	39.71	-1.20	-41.84		-7.86	6.25		
Headwaters	-18.43	33.54	-8.76	-59.64		-6.58	8.80	-35.44	-15.54
Cascades	-9.85	36.30	-13.02	-41.84		-6.32	14.26	-35.81	-15.54
Okanagan - Shusw	-7.50	38.21	-3.79	-30.79	-1.13	-1.38	15.96	-29.06	-15.54
Arrow Boundary	-17.73	37.23	-12.68	-44.92	-9.80	-14.59	6.47	-38.89	-15.54
Rocky Mountain	-18.79	35.21	-15.19	-43.90	-17.66	-11.02	2.75	-35.81	-15.54

**Basic Silviculture Costs (\$/m<sup>3</sup>)**

Region	BALSAM	CEDAR	FIR	HEMLOCK	LARCH	LODGEPOLE PINE	SPRUCE	WHITE PINE	YELLOW PINE
Northern Interior	5.72	6.59	4.38	4.52		4.60	5.83		
Southern Interior	5.50	6.49	5.60	6.20	5.93	4.56	5.12	6.31	6.08

Prepared by Revenue Branch, Ministry of Forests

Verified by: 



**MARKET PRICING SYSTEM LUMBER VALUES (\$/MBM)**

FROM THE THREE MONTHS ENDED January 31, 2004

**FOR MARKET PRICING STUMPAGE CALCULATIONS BETWEEN April 1 and 30, 2004**

AMV ZONE	BALSAM	CEDAR	FIR / LARCH	HEMLOCK	LODGE-POLE PINE	WHITE PINE	YELLOW PINE	SPRUCE
5	289	633	346	311	289	289		289
6	311	633		311	289			289
7	313	633	356	311	313	313	313	313
8	293	633	346	311	293	293	293	293
9	279				279			279

B.C. C.P.I. (P110000) effective this period:	120.8
--	-------

For Appraisals Effective January 1, 1999

- Zone 5: Northern Interior & Quesnel
- Zone 6: Skeena
- Zone 7: Southern Interior
- Zone 8: Southern Cariboo
- Zone 9: Fort Nelson - Peace

Verified by:



Prepared by Revenue Branch, Ministry of Forests



## MARKET PRICING SYSTEM LUMBER VALUES (\$/MBM)

FROM THE THREE MONTHS ENDED December 31, 2003

### FOR MARKET PRICING STUMPAGE CALCULATIONS BETWEEN March 1 and 31, 2004


AMV ZONE	BALSAM	CEDAR	FIR / LARCH	HEMLOCK	LODGE-POLE PINE	WHITE PINE	YELLOW PINE	SPRUCE
5	287	580	329	303	287	287		287
6	303	580		303	287			287
7	317	580	354	303	317	317	317	317
8	290	580	329	303	290	290	290	290
9	277				277			277

B.C. C.P.I. (P110000) effective this period:	120.9
--	-------

For Appraisals Effective January 1, 1999

- Zone 5: Northern Interior & Quesnel
- Zone 6: Skeena
- Zone 7: Southern Interior
- Zone 8: Southern Cariboo
- Zone 9: Fort Nelson - Peace

Verified by:



Prepared by Revenue Branch, Ministry of Forests



## MARKET PRICING SYSTEM LUMBER VALUES (\$/MBM)

FROM THE THREE MONTHS ENDED November 30, 2003

### FOR MARKET PRICING STUMPAGE CALCULATIONS BETWEEN February 1 and 29, 2004


AMV ZONE	BALSAM	CEDAR	FIR / LARCH	HEMLOCK	LODGE-POLE PINE	WHITE PINE	YELLOW PINE	SPRUCE
5	302	612	361	297	302	302		302
6	297	612		297	302			302
7	330	612	374	297	330	330	330	330
8	305	612	361	297	305	305	305	305
9	290				290			290

B.C. C.P.I. (P110000) effective this period:	120.8
--	-------

For Appraisals Effective January 1, 1999

- Zone 5: Northern Interior & Quesnel
- Zone 6: Skeena
- Zone 7: Southern Interior
- Zone 8: Southern Cariboo
- Zone 9: Fort Nelson - Peace

Verified by:



Prepared by Revenue Branch, Ministry of Forests



# Copyright Guidelines

## Copyright statement

Copyright of this material belongs exclusively to the Province of British Columbia. This copy is intended for private study or research purposes only.

No person or entity is permitted to reproduce this material, in whole or in part, for distribution either free of charge or for 'commercial purposes', unless that person or entity has a signed licence agreement with the Intangible Property Program for British Columbia. Reproduction for commercial purposes is reproduction for the purposes of sale, rent, trade or distribution, or posting it on the Internet or on electronic bulletin boards. Further details over these and other government-owned works can be obtained by reference to the *Federal Copyright Act*.

## Freedom of Information versus Copyright Releases and Licences

The *Freedom of Information and Protection of Privacy Act* gives you access to material for private study or research purposes only. It does not, in any manner, give you copyright release. A copyright release authorizes you to reproduce and distribute the information for a non-profit purpose. An exclusive or non-exclusive licence authorizes distribution for profit.

Copyright releases, in the majority of cases, only cover portions of documents. It is general practice that any person wanting to reproduce whole documents, even for non-profit purposes, must obtain a license agreement.

The conditions of a copyright release may include that you publish with the material:

- A disclaimer that states that you are not the owner of the information you are distributing
- That copyright and ownership remains exclusively with the Province of British Columbia
- A statement that you are not the official source of this information
- A statement that there is no implied endorsement from the Province of British Columbia
- An errors and omissions statement that says the Province of British Columbia is not responsible for the accuracy and completeness of the information you are distributing
- A limitation of liability to the Province of British Columbia from any damages arising from the use of the material being distributed

The conditions of a licence may include the above copyright release conditions, plus:

- Posting of a notice of intent for non-exclusive licences or an open bidding process for exclusive licences
- Schedules and amount of royalty payments to the Province of British Columbia
- Duration of licence agreement and conditions of renewal or extension
- Requirements for reporting

## Where to obtain a copyright release or licence

All requests for copyright releases and licences are handled by the Province of British Columbia, Intangible Property Program, Ministry of Finance and Corporate Relations.

Intangible Property Program

Ministry of Finance and Corporate Relations

Location: Main Floor, 541 Superior Street, Victoria, BC

Mailing Address: P.O. Box 9459 Stn Prov Govt, Victoria, BC, V8W 9V7

Telephone at: (250) 356-0843

Fax Number: (250) 356-0846

