



File: 195-30/IAPP

December 16, 1999

All Interior Appraisal Manual Subscribers

Dear Subscriber:

The following stumpage appraisal parameter values are effective January 1, 2000.

Interior Composite Index	269.3
Interior Target Rate	26.95
Interior Mean Value Index	31.48
Interior Base Rate	31.12

The average market values of lumber and chips, district value indexes and district average basic silviculture costs (for use with the district value indexes) also effective January 1, 2000, for use in the Comparative Value Pricing System are attached.

For the Market Pricing System, the consumer price index and lumber prices for stumpage rates calculated from January 1, 2000 to January 31, 2000, and the consumer price indexes and lumber prices for the previous two months are also attached. Note that this information can be obtained as soon as it is available from each regional office, or on the Revenue Branch web site at www.for.gov.bc.ca/revenue/public.htm.



This document and information is intended for information and internal use and may be protected under the *Federal Copyright Act* (see attached guidelines).

Yours truly,

Bill Howard
Director
Revenue Branch

Attachments


**AVERAGE MARKET VALUES FOR STUD AND RANDOM LENGTH LUMBER
COINCIDENT ZONING
EFFECTIVE JANUARY 1, 2000
FOR THE TWELVE MONTHS ENDED SEPTEMBER 30, 1999
AVERAGE LUMBER MARKET VALUES (\$/MBM)**

AMV ZONE	BALSAM		CEDAR		FIR / LARCH		HEMLOCK		LODGEPOLE PINE		WHITE PINE		YELLOW PINE		SPRUCE	
	Stud	Random	All		Stud	Random	All		Stud	Random	All		All		Stud	Random
2	431	473	704		431	527	456		431	521	617		325		431	537
3	431	427	635		431	521	456		431	471	613				431	486
4	431	400	346		431	480	450		431	441	612		318		431	454
5	431	427	635		431	521	456		431	471	613				431	486
6	431	466	635		431	521	460		431	594	613				431	612
7	431	473	704		431	527	456		431	521	617		325		431	537
8	431	400	346		431	480	450		431	441	612		318		431	454
9	406	413							406	456					406	470

For Appraisals Prior to March 1, 1993
 Zone 2: Southern Interior
 Zone 3: Northern Interior
 Zone 4: Cariboo

For Appraisals Effective March 1, 1993
 Zone 5: Northern Interior & Quesnel
 Zone 6: Skeena
 Zone 7: Southern Interior
 Zone 8: Southern Cariboo
 Zone 9: Fort Nelson - Peace

Verified by:




**AVERAGE MARKET VALUES FOR SMALL LOGS
EFFECTIVE JANUARY 1, 2000
FOR THE TWELVE MONTHS ENDED SEPTEMBER 30, 1999
AVERAGE LUMBER MARKET VALUES (\$/Mbm)**

AMV ZONE	BALSAM		CEDAR	FIR / LARCH		HEMLOCK	LODGEPOLE PINE		WHITE PINE	YELLOW PINE	SPRUCE	
	Stud	Random		All	Random		Stud	Random			All	Stud
15	379	379	559	379	379	401	379	379	539		379	379
16	379	379	559	379	379	405	379	379	539		379	379
17	379	379	620	379	379	401	379	379	543	286	379	379
18	379	379	304	379	379	396	379	379	539	280	379	379
19	357	357					357	357			357	357

For Appraisals Effective December 1, 1994
 Zone 15: Northern Interior & Quesnel
 Zone 16: Skeena
 Zone 17: Southern Interior
 Zone 18: Southern Cariboo
 Zone 19: Fort Nelson - Peace

Verified by:




**AVERAGE MARKET VALUES FOR LICENSES WHICH REQUIRE UTILIZATION OF SMALL LOGS
EFFECTIVE JANUARY 1, 2000
FOR THE TWELVE MONTHS ENDED SEPTEMBER 30, 1999
AVERAGE LUMBER MARKET VALUES (\$/MBM)**

AMV ZONE	BALSAM		CEDAR	FIR / LARCH		HEMLOCK	LODGEPOLE PINE		WHITE PINE	YELLOW PINE	SPRUCE	
	Stud	Random		Stud	Random		Stud	Random			Stud	Random
25	280	280	476	335	335	357	283	283	474		276	276

For Appraisals Effective April 1, 1997
Zone 25: Interior


Verified by:



AVERAGE MARKET VALUES FOR MANDATORY GRADE 4 HEMLOCK LOG UTILIZATION
EFFECTIVE JANUARY 1, 2000
FOR THE TWELVE MONTHS ENDED SEPTEMBER 30, 1999
AVERAGE LUMBER MARKET VALUES (\$/MBM)

AMV ZONE	BALSAM		CEDAR	FIR / LARCH		HEMLOCK	LODGEPOLE PINE		WHITE PINE	YELLOW PINE	SPRUCE	
	Stud	Random		Stud	Random		All	Stud			Random	All
35	431	427	635	431	521	364	431	471	613	All	431	486
36	431	466	635	431	521	345	431	594	613		431	612
37	431	473	704	431	527	355	431	521	617	325	431	537
38	431	400	346	431	480	337	431	441	612	318	431	454

For Appraisals Effective January 1, 1998
 Zone 35: Northern Interior & Quesnel
 Zone 36: Skeena
 Zone 37: Southern Interior
 Zone 38: Southern Cariboo

Verified by: 

INTERIOR AVERAGE CHIP VALUES EFFECTIVE JANUARY 1, 2000 (For The Twelve Months Ended September 30, 1999)							
APPRAISAL POINT	CODE	WW \$/BDU	CEDAR \$/BDU	APPRAISAL POINT	CODE	WW \$/BDU	CEDAR \$/BDU
100 Mile House	100M	76	10	Lillooet	LILL	71	10
Adams Lake	ADLK	78	19	Louis Creek	LSCK	80	19
Armstrong	ARMS	78	19	Lumby	LUMB	77	19
Bear Lake	BELK	92	10	Lytton	LYTT	76	19
Boston Bar	BOBA	75	19	Mackenzie	MKEN	89	10
Burns Lake	BSLK	79	10	McBride	MBRI	69	10
Canoe	CANO	78	19	Merritt	MERR	78	19
Carnaby	CARN	76	76	O.K. Falls	OKFA	73	19
Chasm	CHSM	75	10	Prince George	PRGE	94	10
Chetwynd	CHET	84	10	Princeton	PRIN	76	19
Clear Lake	CLLK	93	10	Quesnel	QUES	91	10
Craigellachie	CRAI	61	19	Revelstoke	REVE	62	19
Engen	ENGE	83	10	Shelley	SHEL	94	10
Fort Nelson	FTNE	68	10	Smithers	SMIT	74	74
Fort St. James	FTJA	81	10	Squamish	SQUA	96	10
Fort St. John	FTJO	79	10	Strathnaver	STRA	90	10
Fraser Lake	FRLK	81	10	Taylor	TAYL	79	10
Hazelton	HAZE	77	77	Terrace	TERR	80	80
Houston	HOUS	77	10	Upper Fraser	UPFR	94	10
Isle Pierre	ISPI	93	10	Valemount	VALE	72	10
Kamloops	KAML	81	19	Vanderhoof	VAND	83	10
Kelowna	KELO	76	19	Vavenby	VAVE	77	19
Kitwanga	KITW	78	78	Westbank	WEST	76	19
Lavington	LAVI	77	19	Williams Lake	WILK	87	10
Canal Flats	CAFL	72	10				
Castlegar	CAST	85	19				
Cranbrook	CRAN	71	10				
Creston	CRES	67	10				
Donald	DONA	66	10				
Elko	ELKO	69	10				
Galloway	GALL	69	10				
Grand Forks	GRFO	82	19				
Midway	MIDW	81	17				
Park Siding	PASI	82	10				
Radium	RADI	69	10				
Slocan	SLOC	83	19				
Thruims	THRU	84	19				
Ymir	YMIR	83	19				


 Verified

**INTERIOR VALUE INDEX BY DISTRICT AND SPECIES
EFFECTIVE JANUARY 1, 2000
VALUE INDEXES (\$/m³)**

DISTRICT	BALSAM	CEDAR	FIR	HEMLOCK	LARCH	LOGDGEPOLE PINE	SPRUCE	WHITE PINE	YELLOW PINE
Lakes	21.40					37.83	55.57		
Morice	34.13			-32.78		49.04	65.70		
Kispiox	30.31	23.41		-18.81		63.03	79.88		
Kalum	21.11	4.99		-36.75		37.59	72.02		
Bulkley-Cassiar	20.30	15.65		-7.93		42.16	54.68		
Clearwater	18.43	8.60	16.60	-34.55		27.08	62.79	23.74	-21.32
Kamloops	36.02	21.49	24.42	-3.91		40.66	70.50	32.97	-21.32
Salmon Arm	19.09	18.16	24.14	-24.61	24.40	25.39	57.46	29.66	-21.32
Vernon	19.78	23.68	30.89	-14.09	26.73	32.47	64.24	39.93	-21.32
Pentiction	27.19	16.26	20.85	-26.12	15.29	29.61	71.19	29.88	-21.32
Merritt	23.88	16.26	23.09	-26.12		23.02	64.48	29.88	-21.32
Lillooet	-7.37	16.26	-6.17	-26.16		-1.38	23.95	29.88	-21.32
Prince George	28.92	19.42	47.00	-4.05		52.88	64.27		
Robson Valley	12.26	34.02	17.18	-19.32		16.20	48.03		
Vanderhoof	33.33		54.94			37.91	56.98		
Fort St. James	31.75		48.93			43.53	63.00		
Mackenzie	20.76					35.06	48.86		
Dawson Creek	8.79					25.04	44.61		
Fort St. John	26.00					24.21	47.95		
Fort Nelson	26.00					37.37	42.79		
Cranbrook	18.23	2.40	8.73	-11.58	6.62	17.31	52.28	19.21	-29.33
Invermere	14.07	12.25	6.80	-20.27	19.07	21.87	57.28	19.21	-29.33
Arrow	8.19	10.08	8.02	-28.03	9.59	11.01	47.62	18.12	-29.33
Boundary	21.19	25.81	19.92	-15.05	24.34	23.65	62.96	31.89	-29.33
Kootenay Lake	11.82	6.00	6.81	-25.45	2.39	16.43	43.86	20.22	-29.33
Columbia	-7.07	7.17	-2.87	-49.90	12.52	-20.24	36.17	14.42	-29.33
Quesnel	29.33	-55.25	46.69	-7.52		35.60	60.92		
Williams Lake	21.00		28.10			23.90	43.78		
Horsefly	11.03	-56.99	24.31	-7.49		29.16	42.09		
100 Mile House	14.16	-29.15	25.50	-7.52		33.14	46.81		
Chilcotin	3.39		-2.24			5.03	21.17		

REVENUE BRANCH

VERIFIED BY



INTERIOR SILVICULTURE COSTS BY REGION AND SPECIES

EFFECTIVE JANUARY 1, 2000

(For use with the Value Indexes by District and Species for the Determination of the Silviculture Levy)

BASIC SILVICULTURE COSTS (\$/m3)

REGION	BALSAM	CEDAR	FIR	HEMLOCK	LARCH	LODGEPOLE PINE	SPRUCE	WHITE PINE	YELLOW PINE
Prince Rupert	\$6.12	\$5.21		\$6.34		\$6.17	\$6.07		
Kamloops	\$7.08	\$7.65	\$7.42	\$7.37	\$8.70	\$6.93	\$6.91	\$7.91	\$6.22
Prince George	\$7.27	\$5.57	\$5.00	\$7.40		\$5.92	\$6.69		
Nelson	\$6.93	\$7.51	\$6.84	\$7.59	\$7.17	\$6.74	\$7.11	\$6.71	\$8.56
Cariboo	\$7.52	\$7.51	\$6.02	\$8.04		\$6.20	\$6.58		

Revenue Branch

Verified by: 

MARKET PRICING SYSTEM LUMBER VALUES (\$/MBM)

FOR THE THREE MONTHS ENDED October 31, 1999

FOR MARKET PRICING STUMPAGE CALCULATIONS BETWEEN JANUARY 1 to 31, 2000

AMV ZONE	BALSAM	CEDAR	FIR / LARCH	HEMLOCK	LODGE-POLE PINE	WHITE PINE	YELLOW PINE	SPRUCE
5	481	692	434	442	481	481		481
6	452	596		452	612			612
7	535	692	548	479	535	535	535	535
8	442	244	506	479	442	442	442	442
9	461				461			461

B.C. C.P.I. (P110000) effective this period: 111.8

For Appraisals Effective January 1, 1999

Zone 5: Northern Interior & Quesnel

Zone 6: Skeena

Zone 7: Southern Interior

Zone 8: Southern Cariboo

Zone 9: Fort Nelson - Peace

Verified By: _____



MARKET PRICING SYSTEM LUMBER VALUES (\$/MBM)

FOR THE THREE MONTHS ENDED September 30, 1999

FOR MARKET PRICING STUMPAGE CALCULATIONS BETWEEN DECEMBER 1 to 31, 1999.

AMV ZONE	BALSAM	CEDAR	FIR / LARCH	HEMLOCK	LODGE-POLE PINE	WHITE PINE	YELLOW PINE	SPRUCE
5	519	687	482	490	519	519		519
6	490	601		490	658			658
7	571	687	604	526	571	571	571	571
8	470	186	543	526	470	470	470	470
9	503				503			503

B.C. C.P.I. (P110000) effective this period: 112.2

For Appraisals Effective January 1, 1999

Zone 5: Northern Interior & Quesnel

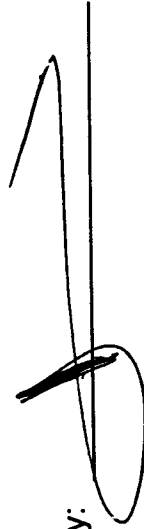
Zone 6: Skeena

Zone 7: Southern Interior

Zone 8: Southern Cariboo

Zone 9: Fort Nelson - Peace

Verified By:



MARKET PRICING SYSTEM LUMBER VALUES (\$/MBM)

FOR THE THREE MONTHS ENDED August 31, 1999

FOR MARKET PRICING STUMPAGE CALCULATIONS BETWEEN November 1 to 30, 1999.

AMV ZONE	BALSAM	CEDAR	FIR / LARCH	HEMLOCK	LODGE-POLE PINE	WHITE PINE	YELLOW PINE	SPRUCE
5	525	684	492	488	525	525		525
6	494	594		494	617			617
7	572	684	618	560	572	572	572	572
8	491	222	545	560	491	491	491	491
9	525				525			525

B.C. C.P.I. (P110000) effective this period: 111.8

For Appraisals Effective January 1, 1999

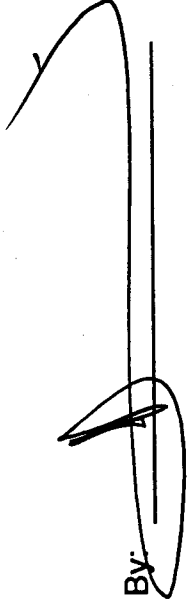
Zone 5: Northern Interior & Quesnel

Zone 6: Skeena

Zone 7: Southern Interior

Zone 8: Southern Cariboo

Zone 9: Fort Nelson - Peace

Verified By: 

Copyright Guidelines

Copyright statement

Copyright of this material belongs exclusively to the Province of British Columbia. This copy is intended for private study or research purposes only.

No person or entity is permitted to reproduce this material, in whole or in part, for distribution either free of charge or for 'commercial purposes', unless that person or entity has a signed licence agreement with the Intangible Property Program for British Columbia. Reproduction for commercial purposes is reproduction for the purposes of sale, rent, trade or distribution, or posting it on the Internet or on electronic bulletin boards. Further details over these and other government-owned works can be obtained by reference to the *Federal Copyright Act*.

Freedom of Information versus Copyright Releases and Licences

The *Freedom of Information and Protection of Privacy Act* gives you access to material for private study or research purposes only. It does not, in any manner, give you copyright release. A copyright release authorizes you to reproduce and distribute the information for a non-profit purpose. An exclusive or non-exclusive licence authorizes distribution for profit.

Copyright releases, in the majority of cases, only cover portions of documents. It is general practice that any person wanting to reproduce whole documents, even for non-profit purposes, must obtain a license agreement.

The conditions of a copyright release may include that you publish with the material:

- A disclaimer that states that you are not the owner of the information you are distributing
- That copyright and ownership remains exclusively with the Province of British Columbia
- A statement that you are not the official source of this information
- A statement that there is no implied endorsement from the Province of British Columbia
- An errors and omissions statement that says the Province of British Columbia is not responsible for the accuracy and completeness of the information you are distributing
- A limitation of liability to the Province of British Columbia from any damages arising from the use of the material being distributed

The conditions of a licence may include the above copyright release conditions, plus:

- Posting of a notice of intent for non-exclusive licences or an open bidding process for exclusive licences
- Schedules and amount of royalty payments to the Province of British Columbia
- Duration of licence agreement and conditions of renewal or extension
- Requirements for reporting

Where to obtain a copyright release or licence

All requests for copyright releases and licences are handled by the Province of British Columbia, Intangible Property Program, Ministry of Finance and Corporate Relations.

Intangible Property Program
Ministry of Finance and Corporate Relations
Location: Main Floor, 541 Superior Street, Victoria, BC
Mailing Address: P.O. Box 9459 Stn Prov Govt, Victoria, BC, V8W 9V7
Telephone at: (250) 356-0843
Fax Number: (250) 356-0846

