



File: 195-30/CAPP

March 20, 2001

All *Coast Appraisal Manual* Subscribers

Dear Subscriber:

For the Comparative Value Pricing System, effective April 1, 2001, the parameter values are:

Coast Composite Index	228.1
Coast Target Rate	20.41
Coast Mean Value Index	-5.14
Coast Base Rate	21.08

Also, attached are the average market values of logs, district value indexes and district average basic silviculture costs (for use with the district value indexes). These are also effective April 1, 2001.

For the Market Pricing System, attached are the consumer price index and coastal log prices for stumpage rates calculated from April 1, 2001, to April 30, 2001, and the consumer price indexes and log prices for the previous two months. Note that this information can be obtained as soon as it is available from each regional office, or on the Revenue Branch web site at www.for.gov.bc.ca/revenue/public.htm.



This document and information is intended for information and internal use and may be protected under the *Federal Copyright Act* (see attached guidelines).

Yours truly,

Bill Howard
Director
Revenue Branch

Attachments

• THE GOVERNMENT OF BRITISH COLUMBIA IS AN "EMPLOYMENT EQUITY EMPLOYER" •

Ministry of Forests	Revenue Branch	Location: 2 nd Floor, 1450 Government St Victoria, BC	Mailing Address: PO Box 9511 Stn Prov Govt Victoria, BC V8W 9C2
			Tel: 250-387-1701 Fax: 250-387-5670

**COAST AVERAGE LOG VALUES
EFFECTIVE APRIL 1, 2001
FOR THE SIX MONTHS ENDED FEBRUARY 15, 2001
AVERAGE LOG MARKET VALUES (\$/m3)**


TABLE 51

GRADE	HEMBAL*	CEDAR	CYPRESS	FIR	SPRUCE	PINE	DECID.
B				217.68			
C				152.90			
D	190.06	385.41	627.35	433.61	430.70	68.82	
E					332.50		
F	138.55	345.19	484.90	278.97	307.74	68.82	
G					214.65		
H	91.13	201.28	301.86	157.52	112.33	68.82	
I	71.79	143.58	194.41	122.05	79.50	46.61	
J	60.06	133.69	125.66	90.07	74.37	62.35	
K		167.57					
L		142.92					
M		97.04					
U	46.00	73.00	83.09	51.77	46.01	24.94	55.96
X	45.29	41.47	36.05	29.97	44.88	21.94	
Y	44.46	18.24	23.55	26.46	43.86	22.48	
Average :	67.89	128.80	183.79	103.95	91.10	45.71	55.96
Rounded Average :	67.90	128.80	183.80	104.00	91.10	45.70	56.00

* HEMBAL also applied to Engelmann Spruce

Revenue Branch

Verified by:



**COAST AVERAGE LOG VALUES
EFFECTIVE APRIL 1, 2001
SECOND GROWTH TIMBER
FOR THE SIX MONTHS ENDED FEBRUARY 15, 2001
AVERAGE LOG MARKET VALUES (\$/m3)**

TABLE 52

GRADE	HEMBAL	CEDAR	CYPRESS	FIR	SPRUCE	PINE	DECID.
B				110.26			
C				99.39			
D	68.35	161.02	627.35	110.26	68.35	68.82	
E					68.35		
F	68.35	161.02	484.90	110.26	68.35	68.82	
G					68.35		
H	68.35	161.02	301.86	110.26	68.35	68.82	
I	53.84	129.22	194.41	103.74	53.84	46.61	
J	55.26	113.64	125.66	85.57	74.37	62.35	
K		125.68					
L		107.19					
M		72.78					
U	46.00	87.60	83.09	46.59	46.00	24.94	55.96
X	45.29	41.47	36.05	29.97	45.29	21.94	
Y	44.46	18.24	23.55	26.46	44.46	22.48	

Revenue Branch

Verified by:



**COAST VALUE INDEXES AND BASIC SILVICULTURE COSTS
EFFECTIVE APRIL 1, 2001
VALUE INDEXES (\$/m3)**

DISTRICT	BALSAM	CEDAR	CYPRESS	FIR	HEMLOCK	LODGEPOLE PINE	SPRUCE	WHITE PINE	BASIC SILVICULTURE COSTS
Chilliwack	-27.78	17.34	41.35	-9.12	-38.98	-56.39	-33.59	-65.70	2.55
Squamish	-30.19	35.61	51.95	-3.95	-41.06	-67.47	-56.82	-61.14	3.50
Sunshine Coast	-34.58	25.11	54.20	-4.32	-40.08		-17.14	-70.50	2.91
Campbell River	-17.62	51.79	49.55	5.79	-28.33	-25.44	-20.42	-41.76	2.29
Port McNeill	-16.36	35.20	53.24	26.78	-21.77	-57.47	7.78	-56.37	2.32
Mid Coast	-38.49	30.66	37.48	15.46	-48.42	-58.50	-2.64		2.59
Queen Charlotte		20.09	39.00		-42.31	-46.78	2.03		4.83
South Island	-17.01	45.60	35.51	20.78	-24.03	-49.49	-23.07	-49.12	2.96
North Coast	-45.99	-31.22	-14.46		-54.61		-12.58		1.79

Coast Mean Value Index: \$-5.14/m3

Coast Base Rate: \$21.08/m3

Revenue Branch

Verified by:



TABLE 51: MARKET PRICING SYSTEM LOG VALUES (\$/M3)
 FOR THE THREE MONTHS ENDED FEBRUARY 15, 2001


FOR MARKET PRICING STUMPAGE CALCULATIONS
BETWEEN APRIL 1 AND APRIL 30, 2001.

GRADE	HEMBAL	CEDAR	CYPRESS	FIR	SPRUCE	PINE
B				212.90		
C				152.47		
D	172.25	392.08	563.97	398.21	501.61	63.78
E					287.23	
F	133.89	347.87	452.48	274.92	579.56 *	63.78
G					162.79	
H	92.02	203.18	289.49	150.33	93.69	63.78
I	71.11	144.39	181.27	120.79	77.19	44.67
J	61.16	136.27	122.72	88.80	74.49	61.74
K		170.55				
L		145.28				
M		99.59				
U	45.80	76.87	84.36	54.55	45.61	25.50
X	44.86	44.53	37.01	31.55	44.36	22.29
Y	43.73	20.89	19.97	27.87	43.55	22.98
Average :	68.89	131.97	171.02	101.85	73.84	43.35
Rounded Average :	68.90	132.00	171.00	101.90	73.80	43.40

* No data. Rate used is from previous month.

Log Values Verified by: 

B.C. Consumer Price Index (CPI) (P110000) effective this period: 114.5

CPI Verified by: 

Revenue Branch

**TABLE 52: MARKET PRICING SYSTEM LOG VALUES (\$/M3)
SECOND GROWTH TIMBER**

FOR THE THREE MONTHS ENDED FEBRUARY 15, 2001

**FOR MARKET PRICING STUMPAGE CALCULATIONS
BETWEEN APRIL 1 AND APRIL 30, 2001.**

GRADE	HEMBAL	CEDAR	CYPRESS	FIR	SPRUCE	PINE
B				105.23		
C				99.11		
D	69.02	162.54	563.97	105.23	69.02	63.78
E					69.02	
F	69.02	162.54	452.48	105.23	69.02	63.78
G					69.02	
H	69.02	162.54	289.49	105.23	69.02	63.78
I	53.33	129.95	181.27	102.67	53.33	44.67
J	56.27	115.83	122.72	84.36	74.49	61.74
K		127.91				
L		108.96				
M		74.69				
U	45.80	92.24	84.36	49.10	45.80	25.50
X	44.86	44.53	37.01	31.55	44.86	22.29
Y	43.73	20.89	19.97	27.87	43.73	22.98

Revenue Branch

Verified by:




TABLE 51: MARKET PRICING SYSTEM LOG VALUES (\$/M3)

FOR THE THREE MONTHS ENDED JANUARY 15, 2001

**FOR MARKET PRICING STUMPAGE CALCULATIONS
BETWEEN MARCH 1 AND MARCH 31, 2001.**

GRADE	HEMBAL	CEDAR	CYPRESS	FIR	SPRUCE	PINE
B				226.52		
C				151.57		
D	191.96	383.38	595.36	437.01	486.93	67.45
E					255.89	
F	145.72	348.92	471.98	286.85	579.56	67.45
G					180.78	
H	90.83	202.41	290.76	151.51	103.45	67.45
I	69.74	147.00	186.44	121.82	75.51	46.86
J	61.48	134.15	125.23	89.54	72.94	54.70
K		165.61				
L		142.10				
M		97.28				
U	46.12	73.49	82.19	54.34	44.82	23.72
X	45.51	41.46	35.20	34.25	44.54	22.25
Y	44.39	18.93	19.36	29.60	43.42	22.92
Average :	67.67	127.97	166.46	104.75	72.72	38.77
Rounded Average :	67.70	128.00	166.50	104.70	72.70	38.80

Log Values Verified by: 

B.C. Consumer Price Index (CPI) (P110000) effective this period: 114.3

CPI Verified by: 

Revenue Branch

**TABLE 52: MARKET PRICING SYSTEM LOG VALUES (\$/M3)
SECOND GROWTH TIMBER**

FOR THE THREE MONTHS ENDED JANUARY 15, 2001

**FOR MARKET PRICING STUMPAGE CALCULATIONS
BETWEEN MARCH 1 AND MARCH 31, 2001.**

GRADE	HEMBAL	CEDAR	CYPRESS	FIR	SPRUCE	PINE
B				106.06		
C				98.52		
D	68.12	161.93	595.36	106.06	68.12	67.45
E					68.12	
F	68.12	161.93	471.98	106.06	68.12	67.45
G					68.12	
H	68.12	161.93	290.76	106.06	68.12	67.45
I	52.31	132.30	186.44	103.55	52.31	46.86
J	56.56	114.03	125.23	85.06	72.94	54.70
K		124.21				
L		106.58				
M		72.96				
U	46.12	88.19	82.19	48.91	46.12	23.72
X	45.51	41.46	35.20	34.25	45.51	22.25
Y	44.39	18.93	19.36	29.60	44.39	22.92

Revenue Branch


Verified by:




TABLE 51: MARKET PRICING SYSTEM LOG VALUES (\$/M3)
 FOR THE THREE MONTHS ENDED DECEMBER 15, 2000

**FOR MARKET PRICING STUMPAGE CALCULATIONS
 BETWEEN FEBRUARY 1 AND FEBRUARY 28, 2001.**

GRADE	HEMBAL	CEDAR	CYPRESS	FIR	SPRUCE	PINE
B				217.72		
C				149.78		
D	197.35	368.12	657.36	453.79	387.13	70.73
E					331.32	
F	141.47	345.41	520.11	282.30	319.37	70.73
G					187.94	
H	92.29	198.44	308.83	159.35	106.81	70.73
I	72.98	147.59	198.56	126.83	73.99	49.60
J	60.49	131.46	127.25	91.32	72.14	49.95
K		166.04				
L		142.61				
M		97.90				
U	46.57	73.25	78.25	55.96	45.39	22.49
X	45.87	41.21	34.20	34.31	44.88	21.95
Y	44.81	17.50	19.94	29.23	43.60	21.98
Average :	69.34	125.77	184.21	113.26	83.89	36.53
Rounded Average :	69.30	125.80	184.20	113.30	83.90	36.50

Log Values Verified by: 

B.C. Consumer Price Index (CPI) (P110000) effective this period: 114.5

CPI Verified by: 

Revenue Branch

**TABLE 52: MARKET PRICING SYSTEM LOG VALUES (\$/M3)
SECOND GROWTH TIMBER**

FOR THE THREE MONTHS ENDED DECEMBER 15, 2000

**FOR MARKET PRICING STUMPAGE CALCULATIONS
BETWEEN FEBRUARY 1 AND FEBRUARY 28, 2001.**

GRADE	HEMBAL	CEDAR	CYPRESS	FIR	SPRUCE	PINE
B				111.55		
C				97.36		
D	69.22	158.75	657.36	111.55	69.22	70.73
E					69.22	
F	69.22	158.75	520.11	111.55	69.22	70.73
G					69.22	
H	69.22	158.75	308.83	111.55	69.22	70.73
I	54.74	132.83	198.56	107.81	54.74	49.60
J	55.65	111.74	127.25	86.75	72.14	49.95
K		124.53				
L		106.96				
M		73.43				
U	46.57	87.90	78.25	50.36	46.57	22.49
X	45.87	41.21	34.20	34.31	45.87	21.95
Y	44.81	17.50	19.94	29.23	44.81	21.98

Revenue Branch

Verified by:



Copyright Guidelines

Copyright statement

Copyright of this material belongs exclusively to the Province of British Columbia. This copy is intended for private study or research purposes only.

No person or entity is permitted to reproduce this material, in whole or in part, for distribution either free of charge or for 'commercial purposes', unless that person or entity has a signed licence agreement with the Intangible Property Program for British Columbia. Reproduction for commercial purposes is reproduction for the purposes of sale, rent, trade or distribution, or posting it on the Internet or on electronic bulletin boards. Further details over these and other government-owned works can be obtained by reference to the *Federal Copyright Act*.

Freedom of Information versus Copyright Releases and Licences

The *Freedom of Information and Protection of Privacy Act* gives you access to material for private study or research purposes only. It does not, in any manner, give you copyright release. A copyright release authorizes you to reproduce and distribute the information for a non-profit purpose. An exclusive or non-exclusive licence authorizes distribution for profit.

Copyright releases, in the majority of cases, only cover portions of documents. It is general practice that any person wanting to reproduce whole documents, even for non-profit purposes, must obtain a license agreement.

The conditions of a copyright release may include that you publish with the material:

- A disclaimer that states that you are not the owner of the information you are distributing
- That copyright and ownership remains exclusively with the Province of British Columbia
- A statement that you are not the official source of this information
- A statement that there is no implied endorsement from the Province of British Columbia
- An errors and omissions statement that says the Province of British Columbia is not responsible for the accuracy and completeness of the information you are distributing
- A limitation of liability to the Province of British Columbia from any damages arising from the use of the material being distributed

The conditions of a licence may include the above copyright release conditions, plus:

- Posting of a notice of intent for non-exclusive licences or an open bidding process for exclusive licences
- Schedules and amount of royalty payments to the Province of British Columbia
- Duration of licence agreement and conditions of renewal or extension
- Requirements for reporting

Where to obtain a copyright release or licence

All requests for copyright releases and licences are handled by the Province of British Columbia, Intangible Property Program, Ministry of Finance and Corporate Relations.

Intangible Property Program

Ministry of Finance and Corporate Relations

Location: Main Floor, 541 Superior Street, Victoria, BC

Mailing Address: P.O. Box 9459 Stn Prov Govt, Victoria, BC, V8W 9V7

Telephone at: (250) 356-0843

Fax Number: (250) 356-0846

