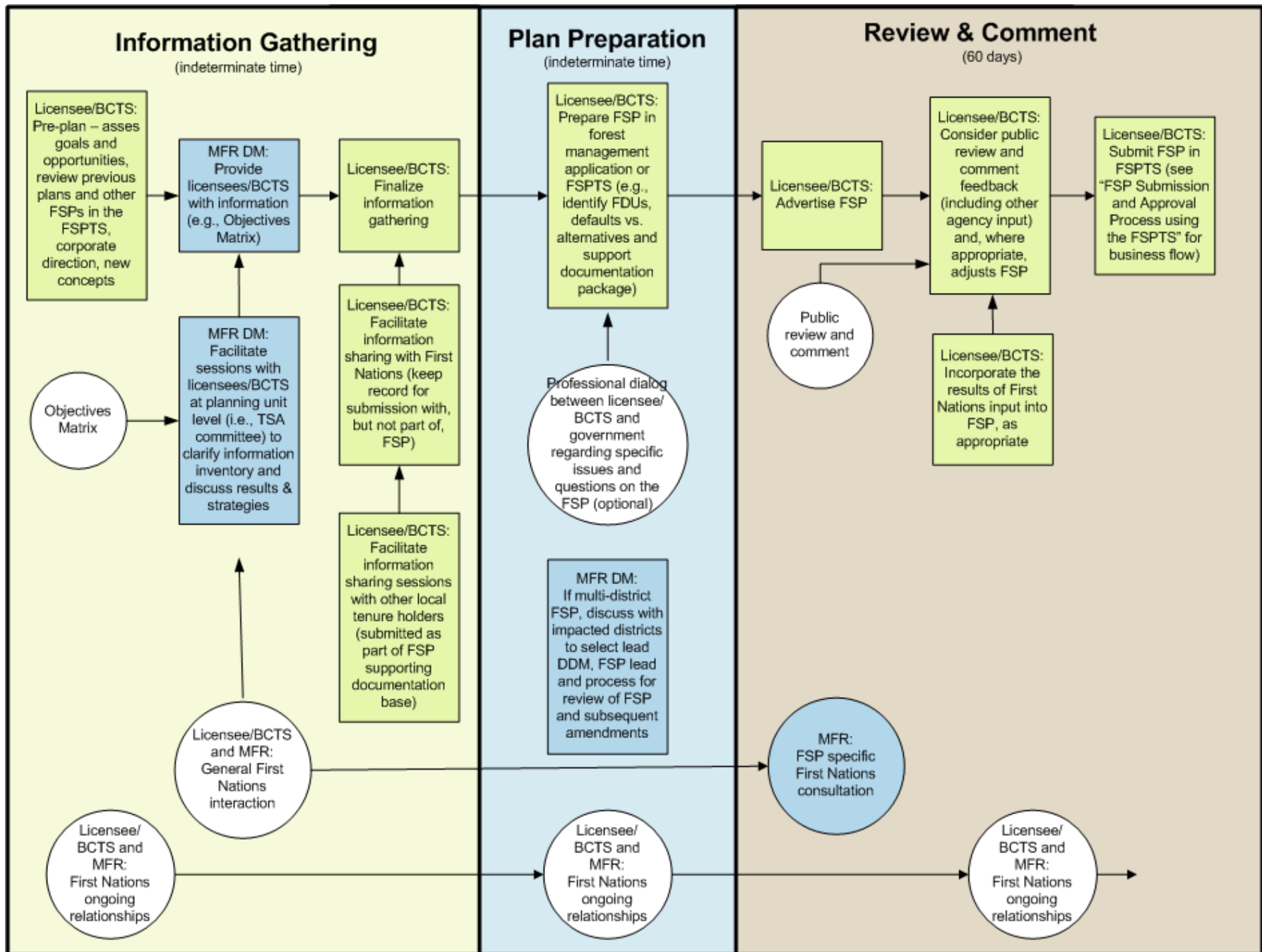
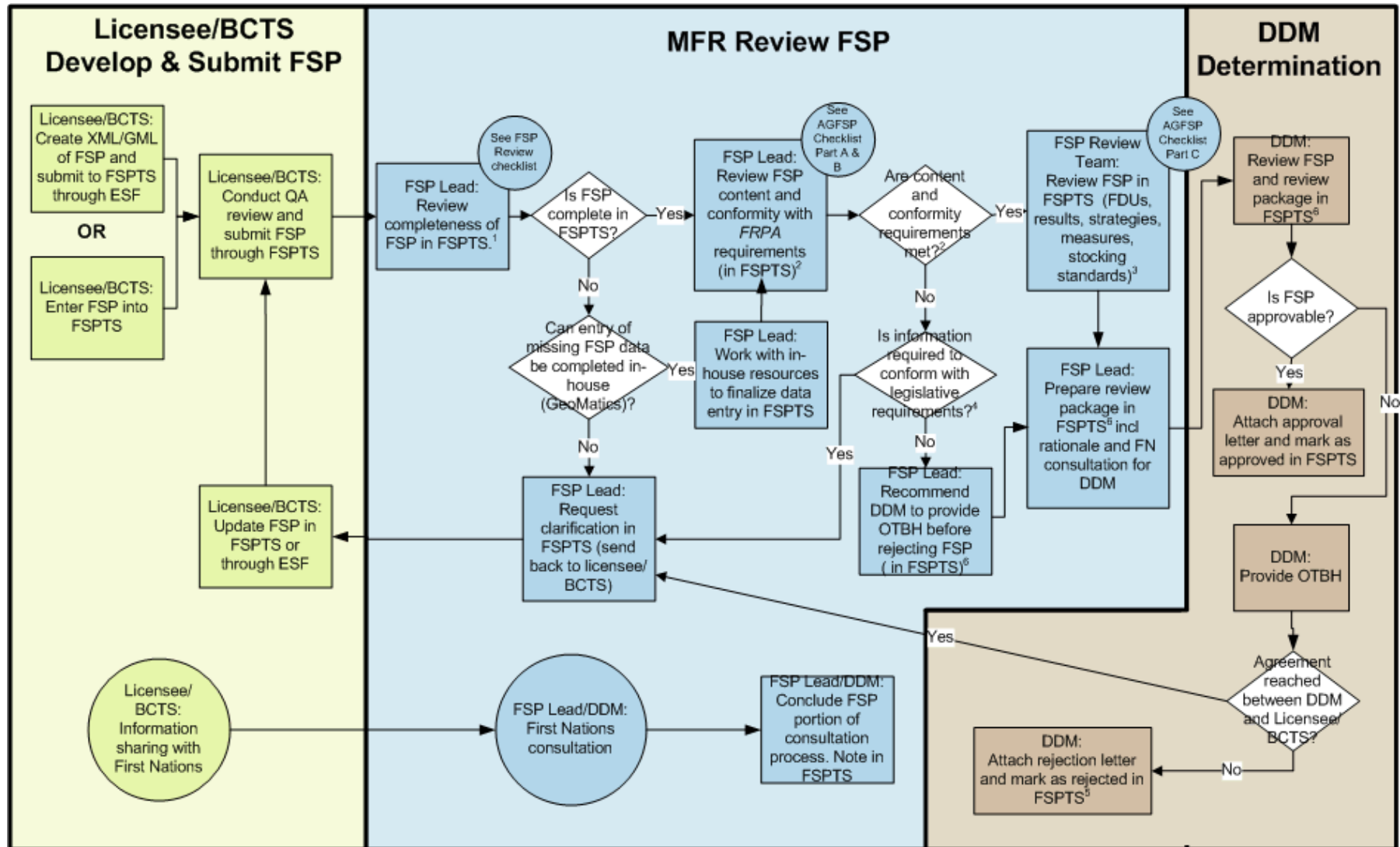


Provincial FSP Business Process: FSP Development using the FSPTS



Example of a generic Licensee/BCTS/district business flow—each organization will determine their own needs and may adjust this flow accordingly.

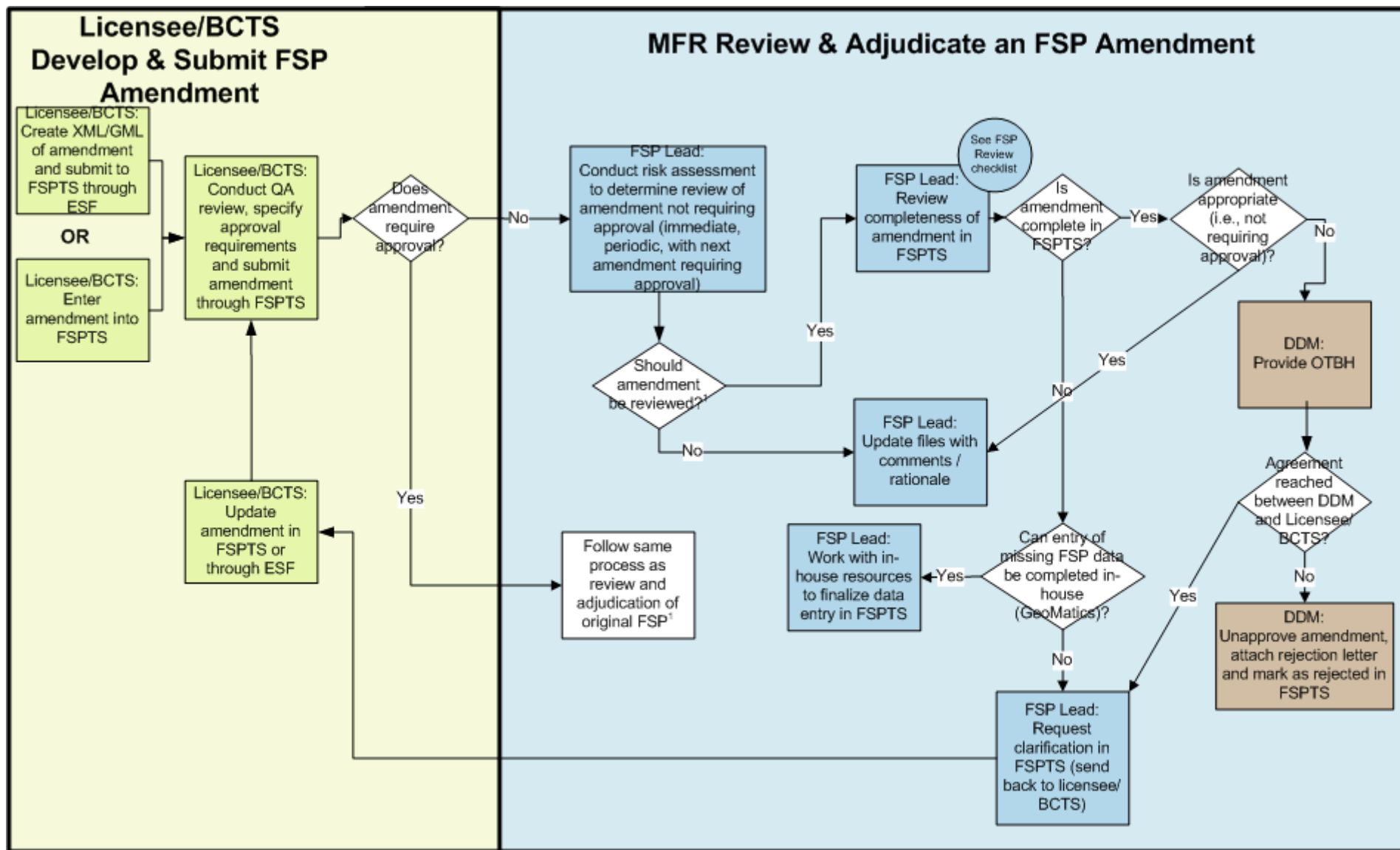
Provincial FSP Business Process: Submission, Review and Approval using the FSPTS



1. FSP Lead determines FSP review team and process including referrals, First Nations consultation and process for district involvement if multi-district FSP.
2. Refer to FRPA s. 5(1)(a), 5(1)(b), 5(2), 5(3), 6(1)(a), 16(1)(a), 16(2). Refer to FPPR s. 12(3), 14(2), 14(3), 14(4), 14(5), 16(1), 16(3), 16(4), 17, 18, 20(1), 20(2), 21(1), 22(2), 26(3).
3. Refer to Objectives Matrix. Refer to FRPA s. 5(2)(a), 16(1)(b). Refer to FPPR s. 1. Refer to Consistency Information Guide.
4. Refer to FPPR s. 16(2.1) subject to s. 24(2) and 26(2) of the FPPR. Note: Plan not approvable but may complete Part 1 and Part 2 of review or move to Part 3 of review (i.e., "reasons for refusing to approve", as applicable).
5. Refer to FRPA s. 16(3). Refer to "Reasons for Refusing to Approve" document. Need to determine if plan needs to go through a new public review (if resubmitted).
6. Proposed enhancement to the FSPTS to allow the attachment of MFR review materials in a secure area of the FSPTS.

Example of a generic Licensee/BCTS/district business flow—each organization will determine their own needs and may adjust this flow accordingly.

Provincial FSP Business Process: Amending an FSP using the FSPTS



¹ If an amendment to a multi-district FSP, follow the plan for communicating and reviewing the amendment across all districts in the plan area.

Example of a generic Licensee/BCTS/district business flow—each organization will determine their own needs and may adjust this flow accordingly.