

1999-2000



The Annual Report of
Compliance and Enforcement Statistics
for the Forest Practices Code
April 1, 1999 - March 31, 2000



Table of Contents

<u>Introduction</u>	5
<u>Statistical Summary</u>	7
<u>Commonly Asked Questions</u>	9
<u>Violation Tickets and Administrative Penalties Summary</u>	13
<u>Compliance and Enforcement Statistics for the Forest Practices Code</u>	15
<u>Inspection Statistics Table</u>	16
<u>Program Statistics</u>	17
<u>Provincial Total of Formal Enforcement Decisions</u>	17
<u>Contraventions Linked to Formal Enforcement Decisions Categorized by Forest Practice as Reported in ERA</u>	17
<u>The Sections Most Often Contravened, Linked to Formal Enforcement Decisions as Reported in ERA</u>	18
<u>Summary of Monetary Penalties</u>	18
<u>Regional Inspections, Code Contraventions and Formal Enforcement Decisions</u>	19
<u>Inspections and Code Contraventions by Tenure Type</u>	20
<u>APPENDIX 1</u>	23
<u>Contraventions and Associated Formal Enforcement Decisions for Major Licences</u>	23
<u>APPENDIX 2</u>	43
<u>Summary of Contraventions and Associated Formal Enforcement Decisions for Small Business and Woodlot Licences</u>	43
<u>APPENDIX 3</u>	45
<u>Forest District and Region Codes</u>	45
<u>APPENDIX 4</u>	47
<u>Map of BC With Region and District Boundaries</u>	47

Introduction



This is the fifth annual report on compliance and enforcement of the *Forest Practices Code of British Columbia Act* (the Code) and its regulations, which came into effect on June 15, 1995. The report gives an objective picture of compliance and enforcement activities from April 1, 1999 to March 31, 2001 of the following year and provides a follow-up to annual reports previously published.

This report contains statistics recorded by the British Columbia Ministry of Forests (MOF) and the Ministry of Environment, Lands and Parks. The report covers compliance and enforcement activities with respect to forest practices carried out by major licencees, small business licencees, woodlot licencees and mining, petroleum and natural gas companies holding licences to cut.

Copies of this report are available from the Ministry of Forests, Compliance and Enforcement Branch, or by accessing the government Internet page: <http://www.for.gov.bc.ca/enforce/index.htm>. If there are discrepancies between the printed copy or the copy of the Annual Report on the website, the posted copy of the Annual Report on the website is considered correct.

Statistical Summary



The information contained in this report reflects the ministry's fifth year of gathering information about enforcement activities under the Code. The majority of information is generated from the Ministry of Forest's Enforcement Action, Administrative Review and Appeal Computer Tracking System (ERA). The Enforcement Program of the Ministry of Environment, Lands and Parks manages a database of environmental enforcement activities under a range of environmental legislation — including the Code — called the Conservation Officers On-line Reporting System (COORS). COORS can generate reports on activities, either by the type of industrial activity, or by legislation. The statistics of this report were compiled by combining the data from ERA and COORS database.

During the period from April 1, 1999 to March 31, 2000, 44,869* scheduled and unscheduled harvest and road inspections were completed. These inspections identified 1,835 problems/incidents that were dealt with in the field or required further investigation. Of these, 227 are still under investigation, while 1,475 have been the subject of formal or informal measures. Informal measures, such as compliance notices issued by field staff, are useful and practical mechanisms to help avert contraventions and ensure compliance with the Code. Formal measures are used when an official determines that the Code has been contravened and a formal sanction is warranted. It is important to note that the number of administrative remedies specified for the reporting period are subject to revision depending on the outcome of reviews or appeals.

For the reporting period, 52 administrative reviews have been requested under the Code of which 2 have been withdrawn, and 20 appeals have been filed with the Forest Appeals Commission, of which 1 has subsequently been withdrawn. During the period, 36 reviews and 5 appeals were scheduled to be heard. Some of these were requested in a previous reporting period. Since the Forest Practices Code came into force there have been a total of 259 administrative reviews requested of which 19 have been withdrawn. In addition, 105 appeals have been filed with the Forest Appeals Commission, of which 23 have been withdrawn.

*** Subsequent analysis has shown that this number should be 34,046. This will affect any statistic or chart based on inspections or the number of inspections. [June 2, 2004]**

Commonly Asked Questions



What does a contravention mean?

Under the *Forest Practices Code of BC Act*, licencees must comply with “on-the-ground” regulatory requirements. They must follow strict planning rules to ensure timber harvesting, road construction and other forest practices are carried out in a way that will adequately manage and conserve forest resources. Where required by the tenure agreement, licencees must also reforest harvested areas, maintain and deactivate forest roads, and do whatever is necessary to rehabilitate areas that have been disturbed by their activities.

The risk of failure is always borne by the licencees. Any failure to meet a Code requirement — even when the failure is not the licencee’s fault — is a contravention. For example, under the Code, a major licencee must reforest harvested areas. Any failure to do so is a contravention of the Code — even if the failure is due to weather, insect infestation, or other factors beyond the licencee’s control.

As a result, the question of fault is important in selecting appropriate enforcement actions. If the licencee is not at fault, as in the case of the licencee who fails to reforest an area due to weather or insect infestation, administrative remedies are used to ensure the licencee does not profit from the contravention, and either fixes the problem or compensates the Crown. If the licencee is at fault, administrative remedies can also be used to deter any recurrence.

In cases of serious contraventions licencees may also be prosecuted for an offence.

What are inspections?

Inspections are a review of the “on-the-ground” practices and are used to determine whether the forest practices are carried out in compliance with statutory and contractual requirements.

These inspections cover the obligations of both licencees and the government.

What is monitoring?

Monitoring encompasses activities that focus on the management processes used to promote, assess and enforce compliance, including the assessment of risk, the allocation of inspection resources and the appropriateness of enforcement actions.

Why are audits performed?

Audits are done to assess the effectiveness and enforceability of the forest practice requirements and the efficiency and effectiveness of the Ministry of Forest's compliance and enforcement program.

What does it mean if a licensee is given a monetary penalty?

Monetary penalties are one of the administrative remedies available under the Forest Practices Code of BC Act. The fact that a licensee has been assessed a monetary penalty means that a senior government official has determined that the licensee has failed to meet a requirement of the Code.

Monetary penalties (like other administrative remedies such as stopwork orders and remediation orders) are used to ensure the licensee bears the risk of any failure to meet a Code requirement. They can also be used as a disciplinary measure if the failure to meet the Code is caused by carelessness or misconduct.

However, monetary penalties should not be confused with fines that can be imposed by a Court if a licensee is prosecuted and convicted for an offence.

When are licensees held accountable?

Licensees are always accountable for any contravention of the Code. Any licensee who contravenes the Code — even one whose conduct is entirely blameless — may be required to remedy the contravention or to compensate the Crown for the contravention.

Administrative remedies, including monetary penalties, are used to ensure this is done. In addition, such remedies are used to ensure the licensee does not profit from the contravention.

Finally, if a contravention of the Code occurs as a result of carelessness or misconduct on the part of the licensee, increased monetary penalties can be imposed as a disciplinary measure and the licensee may be denied harvesting rights (this option is often referred to as performance based harvesting). In cases of serious contraventions, the licensee may also be prosecuted for an offence.

When are prosecutions recommended?

Where investigations identify the person(s) responsible:

- for unauthorized harvest,
- of theft,
- of other contravention(s) of the Code,
- is willful or significantly negligent,
- is a repeat offender, or
- has caused significant damage.

Prosecutions are also recommended when it is in the public interest to prosecute, and it is common for either the ministry or RCMP to recommend to Crown Counsel that the person(s) be prosecuted. The final decision as to whether or not to prosecute lays solely with the Crown Counsel (the Ministry of Attorney General).

What is a violation ticket?

A violation ticket is a form of prosecution. Tickets carry set fines for specified offences and once a ticket has been issued no other form of prosecution for the offence for which the ticket was issued can occur.

Due diligence and officially induced errors are defences for violation tickets.

**What are the
unauthorized
harvest statistics?**

Since the Code was implemented, there have been 488 monetary penalties levied for unauthorized harvest of crown timber.

Penalties for unauthorized harvesting range up to \$234,837.36, and total up to \$3,628,509.32. During the same period, there have been 154 Violation Tickets issued by the Ministry of Forests for various incidents of unauthorized harvesting, with fines totalling \$24,850.00.

Violation Tickets and Administrative Penalties Summary



Violation tickets issued during reporting period	154
Monetary amount of tickets during reporting period	\$24,850
Violation tickets issued since June 15, 1995	824
Monetary amount of tickets since June 15, 1995	\$135,725
Administrative penalties levied during reporting period	145
Monetary amount of penalties during reporting period	\$363,949
Administrative penalties levied since June 15, 1995	1,071
Monetary amount of penalties since June 15, 1995	\$5,071,723

The above table provides a summary of the total monetary value of penalties and violation tickets issued under the Code by the Ministry of Forests.

Compliance and Enforcement Statistics for the Forest Practices Code



APRIL 1, 1999 - MARCH 31, 2000

The following compliance and enforcement statistics represent a snapshot in time. The ERA database is updated daily to reflect the most current information. Consequently, the figures in this report reflect information current to April 30, 2001 respecting incidents that occurred between April 1, 1998 and March 31, 2000.

The table on the next page summarizes all Code related compliance and enforcement activity reported by the Ministry of Forests and Ministry of Environment, Lands and Parks (MELP) that took place during the reporting period. The following notes give more details about the four “circles” on the chart.

- A Unscheduled inspections are conducted to address potential contraventions identified by MOF staff or reported by other agencies or the public.

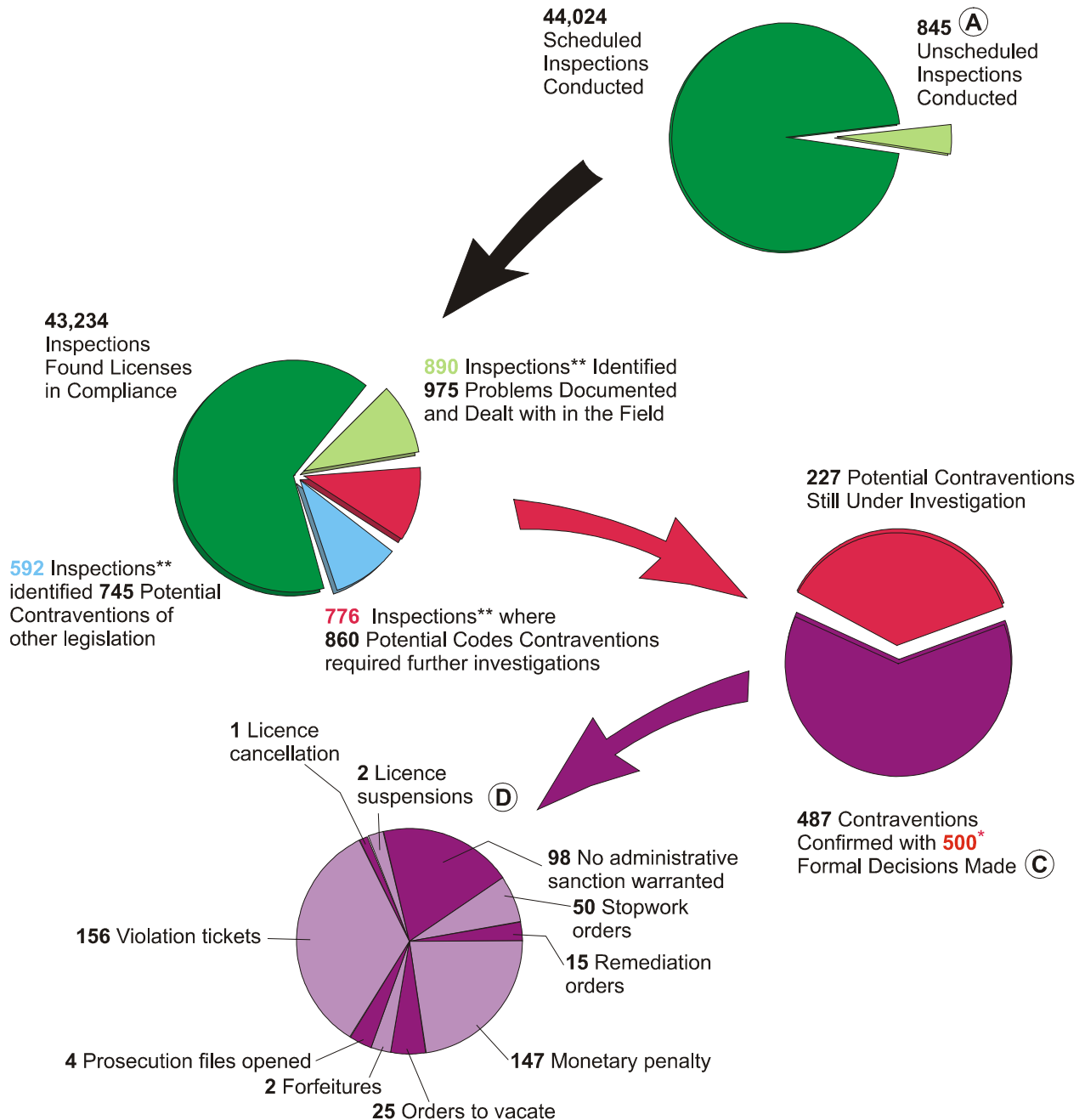
- B An inspection may identify both problems dealt with in the field and potential Code contraventions requiring further investigation.

- C An inspection may identify one or more potential contraventions of the Code. Also, some inspections are conducted as follow-ups to monitor compliance with instructions, etc.

- D One contravention may result in more than one formal decision being made.
 Alternatively, several contraventions may be addressed through a single formal decision.

Inspection Statistics Table

(Includes information from MELP and Ministry of Forests)



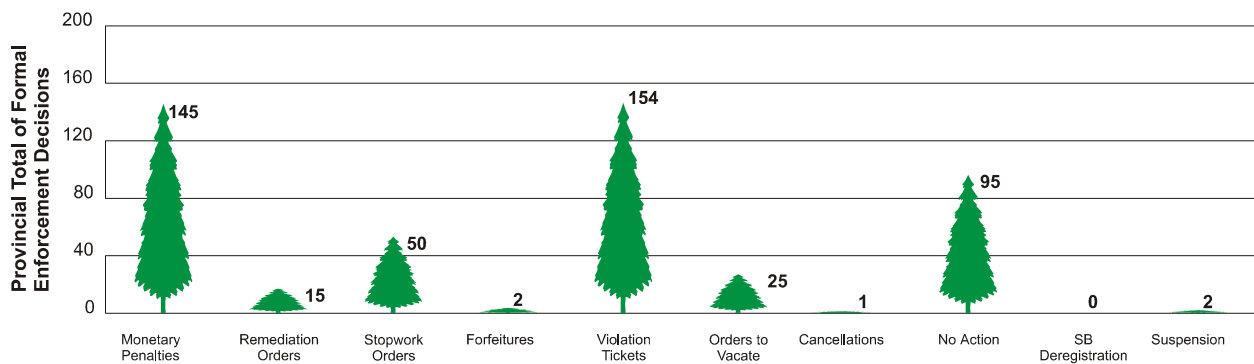
* Note: The table does not include any prosecutions or tickets issued by other agencies, however, any tickets are identified in Appendix 2.

** Some non-compliant inspections are in more than one category.



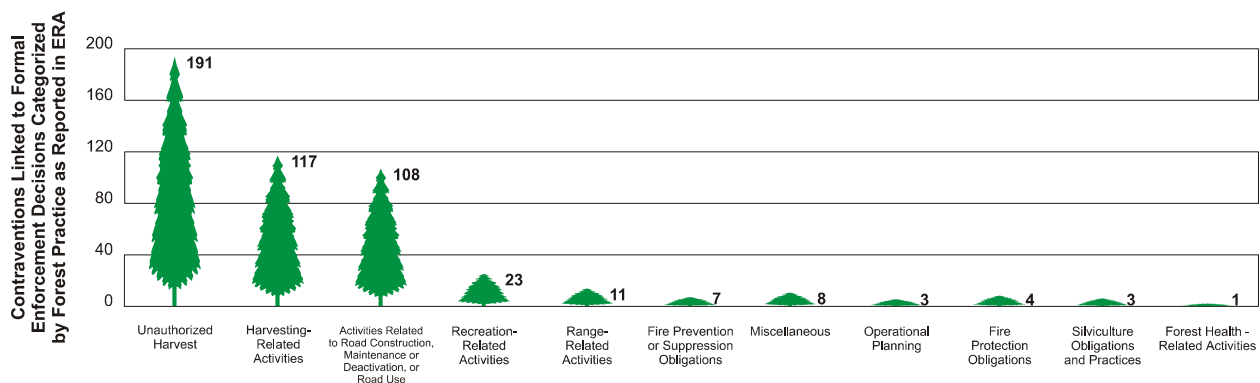
Program Statistics

Provincial Total of Formal Enforcement Decisions



This table shows the frequency of formal enforcement decisions made to address contraventions.

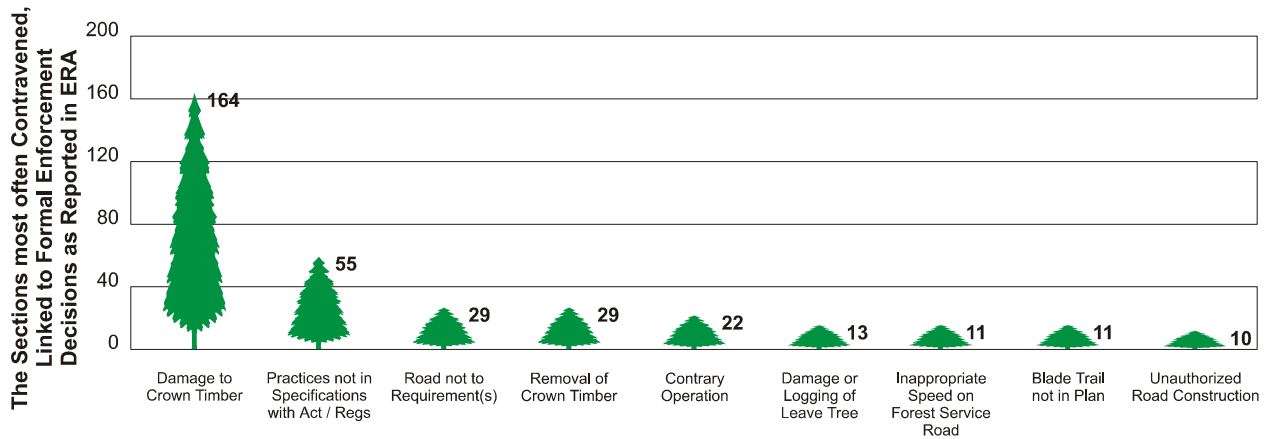
Contraventions Linked to Formal Enforcement Decisions Categorized by Forest Practice as Reported in ERA



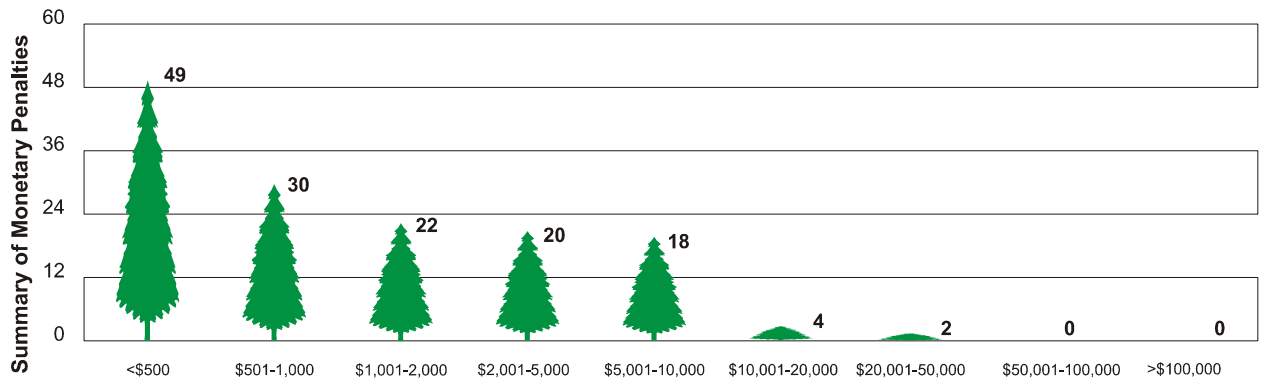
This table provides a roll-up by contravention type. Contravention type is determined by the forest practice referred to in the legislation.

Note: there is no direct correlation between the number of contraventions and the number of decisions made. For example, one incident of unauthorized harvesting may result in a stopwork order and a remediation order, the forfeiture of the timber involved, and the levying of a monetary penalty. Other incidents involving numerous contraventions may be dealt with by levying a single monetary penalty.

The Sections Most Often Contravened, Linked to Formal Enforcement Decisions as Reported in ERA



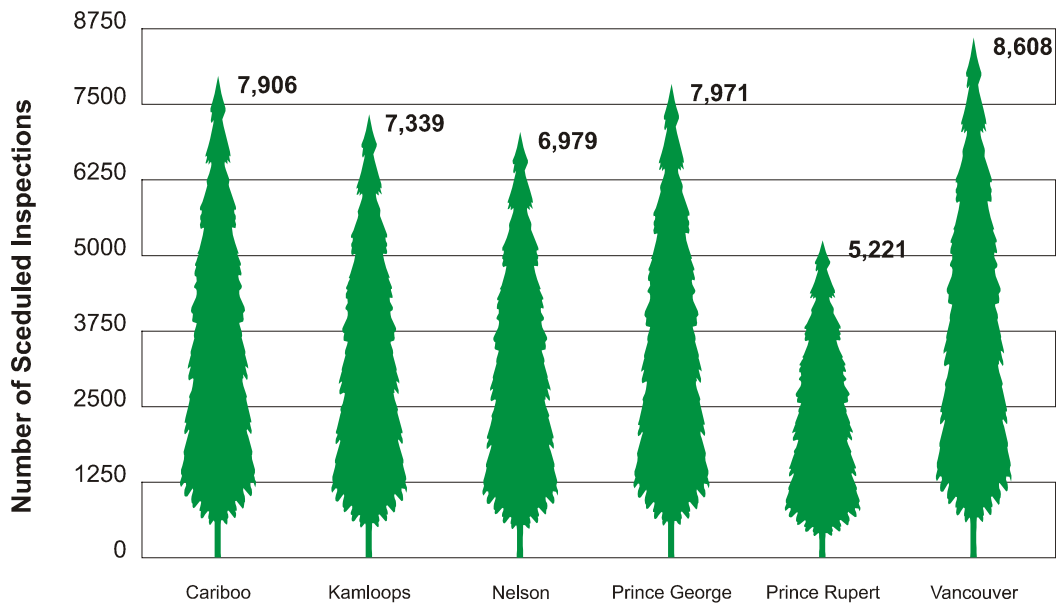
Summary of Monetary Penalties




This table shows the number and range of monetary penalties that have been levied under the Code for the reporting period of April 1, 1999 to March 31, 2000.

Regional Inspections, Code Contraventions and Formal Enforcement Decisions

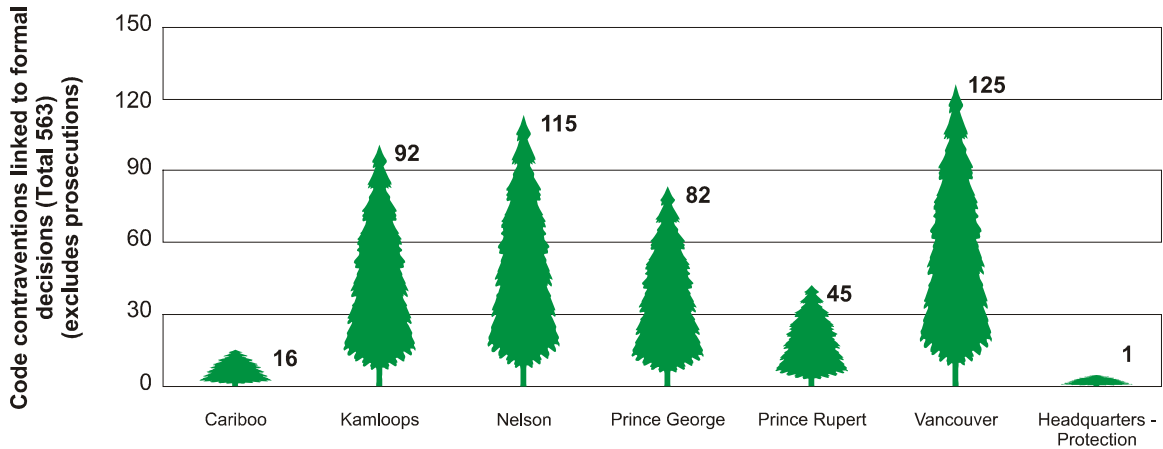
The province is divided into six administrative units called forest regions, each of which is further sub-divided into between five to nine forest districts. (See Appendix 4 for a map of the boundaries).



This first table lists, by forest region, the number of scheduled inspections conducted in harvesting, range and road related activities which were recorded in the ministry ERA database.



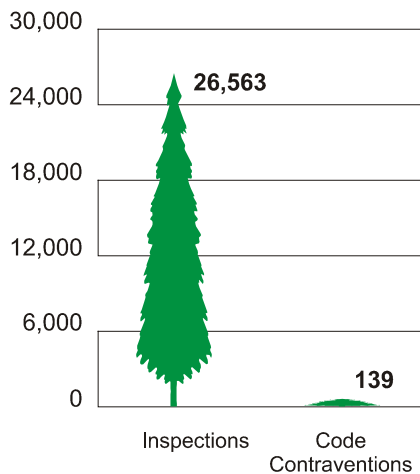
This second table shows the number of Code contraventions in each region as well as for Headquarters -Protection which have resulted in formal enforcement decisions.



The third table shows, by region, the number of formal enforcement decisions made on contraventions. As previously mentioned, there is not a one-to-one relationship between the number of contraventions determined and the number of formal decisions made. Note: both the second and third tables relate to decisions that may be subject to review and appeal. Therefore, the numbers shown may change over time to reflect the outcome of the review and appeal process.

Inspections and Code Contraventions by Tenure Type

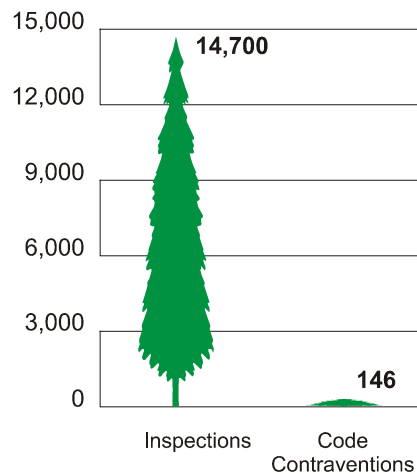
These tables show by tenure group the number of scheduled inspections conducted, and the number of Code contraventions confirmed by formal decisions.



Major Tenures

(volume billed - 59,655,866 cubic metres)

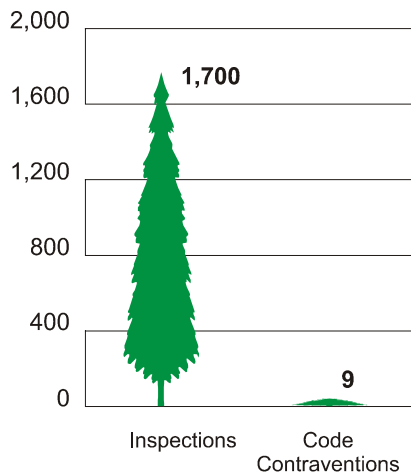
- Tree farm licences
- Timber licences
- Forest licences
- Pulpwood agreements
- Major timber sale licences



Small Business Tenures

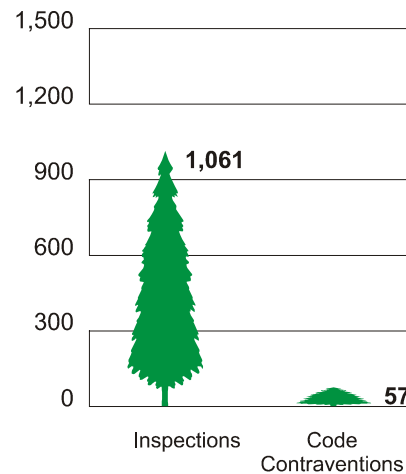
(volume billed - 9,972,225 cubic metres)

- Competitive timber sale licences
- Value-added timber sale licences
- Direct award timber sale licences
- Roads associated with small business tenures



**Woodlot Licences/
Community Forest Agreements**
(volume billed - 1,059,893 cubic metres)

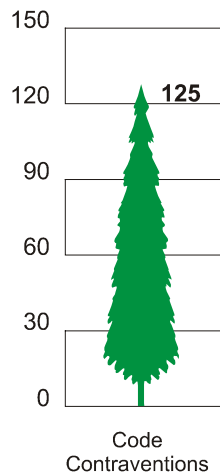
- Woodlot licences and their associated roads



Other

(volume billed - 476,428 cubic metres)

- Licences to cut
- Special use permits
- Free use permits
- Christmas tree permits
- Private lands
- Grazing permit/licence



****Non-tenure**
(no volume)

- Road use permit
- Log salvage

The Ministry of Forests tracking systems do not consistently track all inspections carried out on “other” forest related activities, therefore this number is approximate.

** Non-tenure reflects those contraventions attributed to individuals or organizations that do not have a tenure. Contravention examples include damage/removal of Crown timber, exceeding the maximum 14-day stay at a recreation site, and disobeying a control device.

APPENDIX 1



Contraventions and Associated Formal Enforcement Decisions for Major Licencees

APRIL 1, 1999 – MARCH 31, 2000

The following compliance and enforcement statistics represent a snapshot in time. The ERA database is dynamic and is updated daily to reflect the most current information. Consequently, the figures in this report reflect information current to May 5, 2001. The appendix includes an update on investigations in previous reports which are now concluded as well as incidents that occurred between April 1, 1999 and March 31, 2000. All decisions shown as under review or appeal are subject to change.

Shown in alphabetical order are Licencees who are forest companies with major licences that billed volumes of more than 5 000 cubic metres annually.

The header bar lists the licencee, the amount of Crown timber attributed to the licencee, the number of compliance inspections as recorded in ERA, and the number of contraventions as determined by a senior official or as determined by an official through the issuance of a violation ticket. Where the contravention is under either a review or appeal, the case is shown in red and identified with a footnote.

Confirmed contraventions can include a monetary penalty, remediation order, suspension, cancellation or an allowable annual cut reduction. An alleged contravention such as a stopwork order or forfeiture, does not constitute a finding of a contravention. Stopwork orders are listed separately in the tables to reflect this.

ABFAM ENTERPRISES LTD.	Volume Billed	Compliance Inspections	1999/2000 Contravention
	13,647 m3	6	0

AINSWORTH LUMBER CO. LTD.	Volume Billed	Compliance Inspections	1999/2000 Contravention
	367,310 m3	191	0

APOLLO FOREST PRODUCTS LTD.	Volume Billed	Compliance Inspections	1999/2000 Contravention
	231,952 m3	88	0

ARDEW WOOD PRODUCTS LTD.	Volume Billed	Compliance Inspections	1999/2000 Contravention
	67,308 m3	46	0

ASPEN PLANERS LTD.	Volume Billed	Compliance Inspections	1999/2000 Contravention
	327,704 m3	106	2

Case Number	Incident Start Date	Contravention	Description	Determination
DME-2000-0013	9-Jun-99	FPC 80	Fail to abate hazard	Violation Ticket
		FPC 96 1	Damage crown timber	Violation Ticket

ATCO LUMBER LTD.	Volume Billed	Compliance Inspections	1999/2000 Contravention
	196,113 m3	123	4

Case Number	Incident Start Date	Contravention	Description	Determination
DAR-2000-0043	19-Jan-00	FPC 96 1	Damage crown timber	Formal No Action
DAR-2001-0015	22-Feb-00	FPC 35 1	No new operation plan	Formal No Action
		FPC 35 1	Unapproved operation plan	Formal No Action
DAR-2000-0013	18-Jun-99	RDS 13 1	Fail drainage patterns	Formal No Action

BABINE FOREST PRODUCTS LTD.	Volume Billed	Compliance Inspections	1999/2000 Contravention
	456,181 m3	213	0

BABINE TIMBER LIMITED	Volume Billed	Compliance Inspections	1999/2000 Contravention
	145,092 m3	97	0

Contraventions falling outside of the reporting period for this Annual Report, but not shown in previous Annual Reports.

Case Number	Incident Start Date	Contravention	Description	Determination
DLA-1999-0008	15-May-98	FPC 76 1	Fire within 1 km	Penalty

BELL POLE COMPANY	Volume Billed	Compliance Inspections	1999/2000 Contravention
	188,162 m3	133	0

BORLAND CREEK LOGGING LTD.	Volume Billed	Compliance Inspections	1999/2000 Contravention
	14,109 m3	14	0

BOYLE & DEAN LOGGING LTD.	Volume Billed	Compliance Inspections	1999/2000 Contravention
	16,117 m3	6	0

BUFFALO HEAD FOREST PRODUCTS LTD.	Volume Billed	Compliance Inspections	1999/2000 Contravention
	183,072 m3	64	

Case Number	Incident Start Date	Contravention	Description	Determination
DKM-2000-0015	3-Mar-00	FPC 96 1	Damage crown timber	Penalty

C GED FOREST PRODUCTS LTD.	Volume Billed	Compliance Inspections	1999/2000 Contravention
	10,125 m3	27	0

C. & C. WOOD PRODUCTS LTD.	Volume Billed	Compliance Inspections	1999/2000 Contravention
	190,091 m3	100	0

*CANADIAN FOREST PRODUCTS LTD.	Volume Billed	Compliance Inspections	1999/2000 Contravention
	9,311,699 m3	2856	1

Case Number	Incident Start Date	Contravention	Description	Determination
DPM-2000-0037	16-Sep-99	FPC 96 1	Damage crown timber	Penalty

Contraventions falling outside of the reporting period for this Annual Report, but not shown in previous Annual Reports.

DDC-1999-0033	9-Dec-98	FPC 58 2	Unauthorized road construction	Penalty
DPG-1999-0051	6-Oct-98	FPC 96 1	Damage Crown timber	Formal No Action
DSC-1999-0035	3-Oct-98	FPC 67 1	Practices not in specifications	Penalty
DJA-1998-0030	30-Dec-97	FPC 96 1	Damage or removal Crown timber	Penalty
		FPC 96 1	Damage or removal Crown timber	Remediation Order

* The volume billed and number of inspections for Canadian Forest Products and Northwood Incorporated have been combined to reflect the transfer of licences to Canadian Forest Products. Our systems currently are unable to determine the volumes and number of inspections attributed to each licensee prior to the transfer.

CANEMA TIMBER LTD.	Volume Billed	Compliance Inspections	1999/2000 Contravention
	7,174 m3	4	0

CARRIER LUMBER LTD.	Volume Billed	Compliance Inspections	1999/2000 Contravention
	232,859 m3	224	0

CATTERMOLE TIMBER LTD.	Volume Billed	Compliance Inspections	1999/2000 Contravention
	172,991 m3	42	0

CELCREST TIMBER LTD.	Volume Billed	Compliance Inspections	1999/2000 Contravention
	78,277 m3	114	3

Case Number	Incident Start Date	Contravention	Description	Determination
DKL-2000-0037	25-Jun-99	FPC 62 1	Road not to requirement	Penalty
		RDS 121 B	Construct to design	Penalty
		RDS 131 F	Protected culvert fill	Penalty

CHUNZOLH FOREST PRODUCTS LTD.	Volume Billed	Compliance Inspections	1999/2000 Contravention
	104,244 m3	8	0

COOPER CREEK CEDAR LTD.	Volume Billed	Compliance Inspections	1999/2000 Contravention
	18,080 m3	35	0

COULSON FOREST PRODUCTS LIMITED	Volume Billed	Compliance Inspections	1999/2000 Contravention
	31,966 m3	24	0

COWICHAN LAKE COMMUNITY FOREST	Volume Billed	Compliance Inspections	1999/2000 Contravention
	29,324 m3	1	0

CRESTON VALLEY FOREST CORPORATION	Volume Billed	Compliance Inspections	1999/2000 Contravention
	9,220 m3	18	0

DOMAN INDUSTRIES LIMITED	Volume Billed	Compliance Inspections	1999/2000 Contravention
	126,322 m3	26	0

DOMAN-WESTERN LUMBER LTD.	Volume Billed	Compliance Inspections	1999/2000 Contravention
	1,582,270 m3	488	0

DONOHUE FOREST PRODUCTS.		Volume Billed	Compliance Inspections	1999/2000 Contravention
		1,394,747 m3	226	1

Case Number	Incident Start Date	Contravention	Description	Determination
DMK-2000-0010	20-Aug-99	FPC 96 1	Damage crown timber	Violation Ticket

Contraventions falling outside of the reporting period for this Annual Report, but not shown in previous Annual Reports.

DMK-1998-0040	6-Nov-95	FPC 96 1	Damage or removal Crown timber	Penalty
		TIM 3 4	Damage marked trees	Penalty

DOWNIE STREET SAWMILLS LTD.		Volume Billed	Compliance Inspections	1999/2000 Contravention
		179,810 m3	88	0

DUNKLEY LUMBER LTD.		Volume Billed	Compliance Inspections	1999/2000 Contravention
		113,893 m3	99	0

EFP HOLDINGS LTD.		Volume Billed	Compliance Inspections	1999/2000 Contravention
		0	8	1

Case Number	Incident Start Date	Contravention	Description	Determination
DSA-2000-0056	31-May-99	FPC 96 1	Damage crown timber	Penalty

Contraventions falling outside of the reporting period for this Annual Report, but not shown in previous Annual Reports.

DCO-1999-0078	14-May-97	RDS 12 1	Water unstable slope	Penalty
		RDS 12 1	Water unstable slope	Remediation Order
		RDS 20	Fail temporary road deactivation	Penalty
		RDS 20	Fail temporary road deactivation	Remediation Order

FEDERATED CO-OPERATIVES LIMITED		Volume Billed	Compliance Inspections	1999/2000 Contravention
		415,014 m3	236	0

FOREST LICENCE A49782 HOLDINGS LTD.		Volume Billed	Compliance Inspections	1999/2000 Contravention
		16,256 m3	10	0

GALLOWAY LUMBER COMPANY LTD.		Volume Billed	Compliance Inspections	1999/2000 Contravention
		144,109 m3	322	0

GILBERT SMITH FOREST PRODUCTS LTD.		Volume Billed	Compliance Inspections	1999/2000 Contravention
		153,102 m3	77	0

GORMAN BROS. LUMBER LTD.	Volume Billed 283,587 m3	Compliance Inspections 250	1999/2000 Contravention 0
---------------------------------	------------------------------------	--------------------------------------	-------------------------------------

HAGMAN & SON LOGGING LTD.	Volume Billed 16,315 m3	Compliance Inspections 17	1999/2000 Contravention 0
--------------------------------------	-----------------------------------	-------------------------------------	-------------------------------------

HECATE LOGGING LTD.	Volume Billed 24,260 m3	Compliance Inspections 21	1999/2000 Contravention 0
----------------------------	-----------------------------------	-------------------------------------	-------------------------------------

HOUSTON FOREST PRODUCTS	Volume Billed 785,714 m3	Compliance Inspections 199	1999/2000 Contravention 0
--------------------------------	------------------------------------	--------------------------------------	-------------------------------------

HUSBY FOREST PRODUCTS LTD.	Volume Billed 140,252 m3	Compliance Inspections 6	1999/2000 Contravention 0
-----------------------------------	------------------------------------	------------------------------------	-------------------------------------

INTERNATIONAL FOREST PRODUCTS	Volume Billed 3,826,787 m3	Compliance Inspections 1690	1999/2000 Contravention 8
--------------------------------------	--------------------------------------	---------------------------------------	-------------------------------------

Case Number	Incident Start Date	Contravention	Description	Determination
DCR-2000-0059	1-Jul-99	FPC 96 1	Damage crown timber	Penalty
DCR-2000-0122	12-Nov-99	FPC 96 1	Damage crown timber	Penalty
DMC-2000-0012	14-May-99	FPC 67 1	Practices not in specifications	Violation Ticket
DMC-2000-0031	7-Oct-99	FPC 67 1	Practices not in specifications	Violation Ticket
DMC-2000-0034	19-Oct-99	FPC 51 2	Resource feature threatened	Penalty
DSC-2000-0044	8-Nov-99	FPC 67 1	Contrary operation	Violation Ticket
DSQ-2000-0019	10-Sep-99	FPC 96 1	Damage crown timber	Penalty
DSQ-2001-0003	6-Mar-00	FPC 76 1	Fire within 1 km	Penalty

Stopwork orders (does not constitute a finding of a contravention).

DSC-2000-0044	8-Nov-99			Stopwork Order
---------------	----------	--	--	----------------

Contraventions falling outside of the reporting period for this Annual Report, but not shown in previous Annual Reports.

DCK-1999-0096	15-Aug-98	FPC 96 1	Damage Crown timber	Penalty
		FPC 96 1	Damage Crown timber	Remediation Order
DMC-1999-0029	17-Aug-98	FPC 45 3	Avoidable damage	Penalty
		FPC 62 1	Road not to requirement	Penalty
DPM-1999-0046	3-Aug-98	FPC 67 1	Damage Crown timber	Penalty
DPM-1999-0094	5-Mar-99	RDS 4 2	Road in riparian area	Penalty
		RDS 6 1	Content failure	Penalty
		TIM 10 3	Harvest reserve zone	Penalty
DNC-1997-0024	1-May-96	FPC 67 1	Practices not in specifications	Remediation Order
		FPC 96 1	Damage or removal Crown timber	Remediation Order
DPM-1997-0079	13-Mar-97	FPC 45 3	Damage or removal Crown timber	Penalty
DPM-1997-0080	14-Mar-97	FPC 96 1	Road not to requirement	Formal No Action
		RDS 11 1	Construct to design	Penalty

INTERNATIONAL FOREST PRODUCTS (cont.)		Volume Billed	Compliance Inspections	1999/2000 Contravention
		3,826,787 m3	1690	8
Case Number	Incident Start Date	Contravention	Description	Determination
DPM-1998-0067	28-Oct-97	FPC 96 1	Damage or removal Crown timber	Penalty
DPM-1999-0029	1-Oct-97	FPC 67 1	Damage or removal Crown timber	Penalty
DSC-1998-0025	18-Jun-97	FPC 67 1	Practices not in specifications	Penalty

J.H. HUSCROFT		Volume Billed	Compliance Inspections	1999/2000 Contravention
		67,512 m3	88	0

*J.S. JONES HOLDINGS LTD.		Volume Billed	Compliance Inspections	1999/2000 Contravention
		634,492	433	4
Case Number	Incident Start Date	Contravention	Description	Determination
DLI-2000-0009	5-Oct-99	FPC 67 1	Practices not in specifications	Penalty
DLI-2000-0011	5-Oct-99	FPC 67 1	Practices not in specifications	Penalty
		FPC 68 1	Blade trail not in plan	Penalty
		TIM 7 4	Trail in watershed	Penalty

Contraventions falling outside of the reporting period for this Annual Report, but not shown in previous Annual Reports.

DCK-1999-0101	28-Oct-98	FPC 60 1	Unapproved road construction	Penalty
		FPC 60 1	Unapproved road construction	Remediation Order
		FPC 62 1	Road not to requirement	Formal No Action
		FPC 62 1	Road not to requirement	Remediation Order
		RDS 13 1	Fail fish crossing	Formal No Action
		RDS 13 1	Fail fish crossing	Remediation Order
		RDS 13 1	Fail time window	Penalty
		RDS 13 1	Fail time window	Remediation Order
		RDS 6 1	Content failure	Formal No Action
		RDS 6 1	Content failure	Remediation Order
		RDS 7 1	Improper site data	Formal No Action
		RDS 7 1	Improper site data	Remediation Order

* The volume billed and number of inspections for J.S. Jones Holdings Ltd. and Teal Cedar Products Ltd. have been combined to reflect the transfer of licences to Teal Cedar Products Ltd. Our systems currently are unable to determine the volumes and number of inspections attributed to each licensee prior to the transfer.

JACKPINE FOREST PRODUCTS		Volume Billed	Compliance Inspections	1999/2000 Contravention
		129,341 m3	92	0

JOE KOZEK SAWMILLS LTD.		Volume Billed	Compliance Inspections	1999/2000 Contravention
		25,275 m3	41	0

KALESNIKOFF LUMBER CO. LTD.		Volume Billed	Compliance Inspections	1999/2000 Contravention
		117,176 m3	104	3
Case Number	Incident Start Date	Contravention	Description	Determination
DKL-2000-0041	20-Sep-99	FPC 62 1	Road not to requirement	Formal No Action
		RDS 12 1	Construct to design	Penalty
		RDS 13 1	Fail time window	Penalty

KASLO AND DISTRICT COMMUNITY		Volume Billed	Compliance Inspections	1999/2000 Contravention
		18,540 m3	22	0

KITWANGA LUMBER CO. LTD.		Volume Billed	Compliance Inspections	1999/2000 Contravention
		114,384 m3	44	0

L. & M. LUMBER LTD.		Volume Billed	Compliance Inspections	1999/2000 Contravention
		418,794 m3	271	2
Case Number	Incident Start Date	Contravention	Description	Determination
DLA-2000-0038	20-Jan-00	FPC 96 1	Damage crown timber	Formal No Action
DVA-2000-0008	29-Jun-99	FPC 96 1	Damage Crown timber	Penalty
DVA-2000-0016	4-Oct-99	FPC 96 1	Damage crown timber	Penalty

LAKELAND MILLS LTD.		Volume Billed	Compliance Inspections	1999/2000 Contravention
		286,966 m3	95	0

LAKESIDE PACIFIC FOREST PRODUCTS		Volume Billed	Compliance Inspections	1999/2000 Contravention
		161,531 m3	65	0

LIGNUM LIMITED		Volume Billed	Compliance Inspections	1999/2000 Contravention
		759,543 m3	577	2
Case Number	Incident Start Date	Contravention	Description	Determination
DCH-2000-0037	30-Sep-99	FPC 58 2	Unauthorized road construction	Formal No Action
		FPC 96 1	Damage crown timber	Formal No Action

Contraventions falling outside of the reporting period for this Annual Report, but not shown in previous Annual Reports.

DWL-1999-0022	27-Nov-98	FPC 67 1	Practices not in specifications	Penalty
		FPC 67 2	Damage/log leave tree	Formal No Action
		FPC 96 1	Damage Crown timber	Formal No Action
		FPC 96 2	Remove Crown timber	Formal No Action

LOUISIANA-PACIFIC CANADA LTD.		Volume Billed	Compliance Inspections	1999/2000 Contravention
		310,005 m3	125	1
Case Number	Incident Start Date	Contravention	Description	Determination
DDC-2000-0061	2-Feb-00	FPC 96 1	Damage crown timber	Penalty

LP ENGINEERED WOOD PRODUCTS		Volume Billed	Compliance Inspections	1999/2000 Contravention
		602,896 m3	402	0

LYTTON LUMBER LTD.		Volume Billed	Compliance Inspections	1999/2000 Contravention
		38,806 m3	27	0

*MACMILLAN BLOEDEL LIMITED		Volume Billed	Compliance Inspections	1999/2000 Contravention
		6,934,585 m3	2074	5
Case Number	Incident Start Date	Contravention	Description	Determination
DCR-2000-0113	18-Oct-99	FPC 96 1	Damage crown timber	Penalty
		FPC 96 1	Remove crown timber	Penalty
DSC-2000-0038	8-Sep-99	FPC 96 1	Remove crown timber	Violation Ticket
DSI-2000-0038	7-Apr-99	FPC 67 1	Practices not in specifications	Violation Ticket
DSI-2000-0057	7-Jul-99	FPC 67 1	Contrary operation	Violation Ticket

Contraventions falling outside of the reporting period for this Annual Report, but not shown in previous Annual Reports.

DCR-1998-0232	13-Oct-97	FPC 45 1	Environmental damage	Penalty
		RDS 17 1	Inspect/maintain road	Penalty
DPA-1998-0070	28-Jul-97	FPC 67 1	Practices not in specifications	No Formal Action
DPM-1999-0016	1-May-97	FPC 67	Practices not in specifications	Penalty
		FPC 96 1	Damage or removal Crown timber	Penalty

* The volume billed and number of inspections for MacMillan Bloedel Limited and Weyerhaeuser Canada Limited have been combined to reflect the transfer of licences to Weyerhaeuser Canada Limited. Our systems currently are unable to determine the volumes and number of inspections attributed to each licensee prior to the transfer.

MEADOW CREEK CEDAR LTD.		Volume Billed	Compliance Inspections	1999/2000 Contravention
		81,696 m3	174	5
Case Number	Incident Start Date	Contravention	Description	Determination
DKL-2000-0011	15-Jun-99	FPC 58 2	Unauthorized road construction	Penalty
		RDS 13 1	Fail meet design requirement	Penalty
		RDS 13 1	Culvert construction	Penalty
		RDS 6 1	Content failure	Penalty
DKL-2000-0050	9-Dec-99	FPC 62 1	Road not to requirement	Penalty

Contraventions falling outside of the reporting period for this Annual Report, but not shown in previous Annual Reports.

DKL-1999-0031	21-Dec-98	FPC 62 1	Road not to requirement	Penalty
		RDS 13 1	No ditch blocks	Penalty

MEEKER LOG & TIMBER, KAMLOOPS LTD.	Volume Billed	Compliance Inspections	1999/2000 Contravention
	70,387 m3	42	0

MEGO WOOD PRODUCTS LTD.	Volume Billed	Compliance Inspections	1999/2000 Contravention
	3,164 m3	1	0

Case Number	Incident Start Date	Contravention	Description	Determination
-------------	---------------------	---------------	-------------	---------------

Contraventions falling outside of the reporting period for this Annual Report, but not shown in previous Annual Reports.

DME-1999-0072	8-Jan-99	FPC 106 1	Insect control failure	Formal No Action
---------------	----------	-----------	------------------------	------------------

*MILL & TIMBER PRODUCTS LTD.	Volume Billed	Compliance Inspections	1999/2000 Contravention
	156,790 m3	66	2

Case Number	Incident Start Date	Contravention	Description	Determination
DPM-2000-0001	8-Apr-99	FPC 67 2	Damage/log leave tree	Penalty
		FPC 96 1	Damage crown timber	Penalty

Contraventions falling outside of the reporting period for this Annual Report, but not shown in previous Annual Reports.

DMC-2001-0005	23-Mar-00	FPC 67 1	Practices not in specifications	Violation Ticket
---------------	-----------	----------	---------------------------------	------------------

* The volume billed and number of inspections for Mill & Timber Products Ltd. and Shushartie Logs Sales Ltd. have been combined to reflect the transfer of licences to Mill & Timber Products Ltd. Our systems currently are unable to determine the volumes and number of inspections attributed to each licensee prior to the transfer.

MORICETOWN BAND COUNCIL	Volume Billed	Compliance Inspections	1999/2000 Contravention
	17,796 m3	2	0

N.M.V. LUMBER LTD.	Volume Billed	Compliance Inspections	1999/2000 Contravention
	26,082 m3	27	0

NADEN HARBOUR TIMBER LTD.	Volume Billed	Compliance Inspections	1999/2000 Contravention
	160,506 m3	15	2

Case Number	Incident Start Date	Contravention	Description	Determination
DQC-2000-0011	18-May-99	FPC 96 1	Damage crown timber	Penalty
DQC-2000-0024	11-Jun-99	FPC 96 1	Damage crown timber	Penalty

NDAZKHOT'EN FOREST MANAGEMENT	Volume Billed	Compliance Inspections	1999/2000 Contravention
	38,963 m3	27	0

NICOLA PACIFIC FOREST PRODUCTS LTD.	Volume Billed	Compliance Inspections	1999/2000 Contravention
	91,968 m3	12	0

NOOTKA SOUND ECONOMIC DEVELOPMENT	Volume Billed	Compliance Inspections	1999/2000 Contravention
	55,410 m3	9	0

NORTHWEST HARDWOODS, DELTA B.C.	Volume Billed	Compliance Inspections	1999/2000 Contravention
	173,428 m3	161	0

*NORTHWOOD INC.	Volume Billed	Compliance Inspections	1999/2000 Contravention
	9,311,699 m3	2856	3

Case Number	Incident Start Date	Contravention	Description	Determination
DLA-2000-0033	8-Dec-99	FPC 96 1	Damage crown timber	Penalty
DMO-2000-0021	25-Aug-99	FPC 67 1	Practices not in specs	Violation Ticket
DPG-2000-0011	19-May-99	SILV 22 1	Fail to kill brood	Penalty

Stopwork orders (does not constitute a finding of a contravention).

DPG-2000-0033	13-Oct-99			Stopwork Order
---------------	-----------	--	--	----------------

Contraventions falling outside of the reporting period for this Annual Report, but not shown in previous Annual Reports.

DPG-2000-0002	29-Mar-99	FPC 67 1	Practices not in specifications	Formal No Action
		FPC 67 1	Practices not in specifications	Penalty

* The volume billed and number of inspections for Canadian Forest Products and Northwood Incorporated have been combined to reflect the transfer of licences to Canadian Forest Products. Our systems currently are unable to determine the volumes and number of inspections attributed to each licensee prior to the transfer.

ORENDA LOGGING LTD.	Volume Billed	Compliance Inspections	1999/2000 Contravention
	50,017 m3	37	0

PLATEAU FOREST PRODUCTS LTD.	Volume Billed	Compliance Inspections	1999/2000 Contravention
	684,027 m3	188	0

Case Number	Incident Start Date	Contravention	Description	Determination
-------------	---------------------	---------------	-------------	---------------

Contraventions falling outside of the reporting period for this Annual Report, but not shown in previous Annual Reports.

DVA-2000-0014	1-Feb-99	FPC 96 1	Damage Crown timber	Penalty
---------------	----------	----------	---------------------	---------

POPE & TALBOT LTD.	Volume Billed	Compliance Inspections	1999/2000 Contravention
	1,396,582 m3	826	12

Case Number	Incident Start Date	Contravention	Description	Determination
DAR-2000-0010	20-May-99	FPC 62 1	Road not to requirement	Formal No Action
		RDS 13 1	Drainage function	Formal No Action
DAR-2000-0026	26-Aug-99	FPC 45 3	Avoidable damage	Formal No Action
		FPC 47 1	Over max soil disturbance	Formal No Action
		FPC 67 1	Contrary operation	Penalty
DAR-2000-0030	28-Sep-99	FPC 58 2	Unauthorized road construction	Formal No Action
		FPC 62 1	Road not to requirement	Formal No Action
DBO-2000-0032	4-Oct-99	FPC 67 1	Practices not in specifications	Violation Ticket

POPE & TALBOT LTD. (cont.)		Volume Billed	Compliance Inspections	1999/2000 Contravention
		1,396,582 m3	826	12
Case Number	Incident Start Date	Contravention	Description	Determination
DBO-2000-0030	21-Sep-99	RDS 15 1	Fail to apply seed	Penalty
		RDS 15 1	Fail to apply seed	Remediation Order
		RDS 15 2	Fail to revegetate	Penalty
		RDS 15 2	Fail to revegetate	Remediation Order

Stopwork orders (does not constitute a finding of a contravention).

DBO-2000-0047	6-Dec-99			Stopwork Order
---------------	----------	--	--	----------------

Contraventions falling outside of the reporting period for this Annual Report, but not shown in previous Annual Reports.

DBO-1998-0049	10-Sep-97	FPC 67 1	Practices not in specifications	Penalty
DBO-2000-0030	21-Sep-99	FPC 67	Contrary operation	Penalty
		FPC 67	Contrary operation	Remediation Order

PRINCETON & DISTRICT COMMUNITY		Volume Billed	Compliance Inspections	1999/2000 Contravention
		53,120 m3	10	0

PRINCETON WOOD PRESERVERS LTD.		Volume Billed	Compliance Inspections	1999/2000 Contravention
		37,470 m3	15	0

QWA'EET FOREST PRODUCTS LTD.		Volume Billed	Compliance Inspections	1999/2000 Contravention
		70,195 m3	15	0

RED BLUFF DEVELOPMENT CORP.		Volume Billed	Compliance Inspections	1999/2000 Contravention
		31,599 m3	15	1
Case Number	Incident Start Date	Contravention	Description	Determination
DQU-2000-0025	15-Feb-00	FPC 67 2	Damage/log leave tree	Penalty

REDWOOD VALUE ADD PRODUCTS INC.		Volume Billed	Compliance Inspections	1999/2000 Contravention
		91,885 m3	34	0

REVELSTOKE COMMUNITY FOREST		Volume Billed	Compliance Inspections	1999/2000 Contravention
		90,394 m3	91	0

Contraventions falling outside of the reporting period for this Annual Report, but not shown in previous Annual Reports.

Case Number	Incident Start Date	Contravention	Description	Determination
DCO-1999-0077	3-Dec-98	FPC 67 1	Practices not in specifications	Formal No Action
		FPC 96 1	Damage Crown timber	Formal No Action

RFP TIMBER LTD.	Volume Billed	Compliance Inspections	1999/2000 Contravention
	623,768 m3	446	0

RICHMOND PLYWOOD CORPORATION	Volume Billed	Compliance Inspections	1999/2000 Contravention
	81,460 m3	59	0

Contraventions falling outside of the reporting period for this Annual Report, but not shown in previous Annual Reports.

Case Number	Incident Start Date	Contravention	Description	Determination
DPM-1999-0058	14-Oct-98	FPC 67 1	Practices not in specifications	Penalty
		FPC 96 1	Damage Crown timber	Penalty

RIVERSIDE FOREST PRODUCTS LIMITED	Volume Billed	Compliance Inspections	1999/2000 Contravention
	2,153,892	1476	2

Case Number	Incident Start Date	Contravention	Description	Determination
DCH-1999-0051	4-Mar-99	FPC 96 1	Damage crown timber	Penalty
DCH-2000-0015	4-Jun-99	FPC 58 2	Unauthorized road construction	Penalty

Contraventions falling outside of the reporting period for this Annual Report, but not shown in previous Annual Reports.

DWL-1998-0028	2-Mar-98	FPC 67 1	Practices not in specifications	Formal No Action
		FPC 96 1	Damage or remove Crown timber	Formal No Action
DWL-1999-0014	9-Oct-98	FPC 67 1	Practices not in specifications	Formal No Action
		FPC 96 1	Damage Crown timber	Formal No Action
DSA-1998-0074	2-Dec-97	FPC 58 2	Unauthorized road construction	Penalty

RUSTAD BROS. & CO. LTD	Volume Billed	Compliance Inspections	1999/2000 Contravention
	7 m3	1	0

Contraventions falling outside of the reporting period for this Annual Report, but not shown in previous Annual Reports.

Case Number	Incident Start Date	Contravention	Description	Determination
DJA-1998-0035	21-Jan-98	FPC 96 1	Damage or remove Crown timber	Penalty
DJA-1998-0036	21-Jan-98	FPC 96 1	Damage or remove Crown timber	Penalty

SCOTT PAPER LIMITED	Volume Billed	Compliance Inspections	1999/2000 Contravention
	44,191 m3	34	0

Case Number	Incident Start Date	Contravention	Description	Determination
DPM-2000-0013	10-Jun-99	FPC 67 2	Damage/log leave tree	Penalty
		FPC 96 1	Damage/log leave tree	Penalty
		TIM 10 1	Fail fall tree away	Penalty

SELKIRK TIMBER COMPANY	Volume Billed	Compliance Inspections	1999/2000 Contravention
	19,949 m3	16	0

*SHUSHARTIE LOGS SALES LTD.	Volume Billed	Compliance Inspections	1999/2000 Contravention
	156,790	66	0

Contraventions falling outside of the reporting period for this Annual Report, but not shown in previous Annual Reports.

Case Number	Incident Start Date	Contravention	Description	Determination
DPM-1998-0054	1-May-97	RDS 11 1	Construct to design	Penalty
		RDS 12 1	Wrong location	Penalty
DPM-1998-0056	25-Jul-97	RDS 11 1	Construct to design	Formal No Action
		RDS 3 2	Road in riparian zone	Penalty

* The volume billed and number of inspections for Mill & Timber Products Ltd. and Shushartie Logs Sales Ltd. have been combined to reflect the transfer of licences to Mill & Timber Products Ltd. Our systems currently are unable to determine the volumes and number of inspections attributed to each licensee prior to the transfer.

SIM GAN FOREST CORPORATION	Volume Billed	Compliance Inspections	1999/2000 Contravention
	70,918 m3	30	0

SIMPCW DEVELOPMENT CO. LTD.	Volume Billed	Compliance Inspections	1999/2000 Contravention
	45,001 m3	20	0

SKEENA CELLULOSE INC.	Volume Billed	Compliance Inspections	1999/2000 Contravention	
	1,731,795 m3	727	2	
Case Number	Incident Start Date	Contravention	Description	Determination
DBC-2000-0027	6-Dec-99	FPC 96 1	Damage crown timber	Penalty
DKM-2000-0005	8-Sep-99	FPC 96 1	Damage crown timber	Penalty

SLOCAN FOREST PRODUCTS LTD.	Volume Billed	Compliance Inspections	1999/2000 Contravention	
	3,871,186 m3	1517	14	
Case Number	Incident Start Date	Contravention	Description	Determination
DAR-2000-0047	8-Mar-00	FPC 67 2	Damage/log leave tree	Penalty
DCL-2000-0005	20-Jul-99	FPC 96 1	Damage crown timber	Violation Ticket
DCL-2000-0006	1-Aug-99	FPC 96 1	Damage crown timber	Formal No Action
		FPC 96 1	Damage crown timber	Remediation Order
DCL-2000-0007	7-Aug-99	FPC 67 2	Damage/log leave tree	Penalty
DCL-2000-0008	2-Sep-99	FPC 67 1	Practices not in specs	Penalty
		TIM 19 1	Dispose of debris	Penalty
DIN-2000-0025	21-Sep-99	FPC 96 1	Damage crown timber	Violation Ticket
DIN-2000-0035	4-Oct-99	FPC 35 1	No new operation plan	Formal No Action
		FPC 67 1	Practices not in specs	Penalty
		TIM 8 4	Trail in/out watershed	Formal No Action
DKL-2000-0002	9-Apr-99	FPC 62 1	Road not to requirement	Penalty
		RDS 13 1	Fail prevent ponding	Penalty
DKL-2000-0043	1-Oct-98	FPC 70 4	Regeneration shortfall	Formal No Action

Contraventions falling outside of the reporting period for this Annual Report, but not shown in previous Annual Reports.

DRV-1997-0049	10-Jul-96	RDS 20	Fail temporary road deactivation	Penalty
---------------	-----------	--------	----------------------------------	---------

SOUTHERN NLAKA'PAMUX FOREST	Volume Billed	Compliance Inspections	1999/2000 Contravention
	5,091 m3	26	0

SQUAMISH MILLS LTD.	Volume Billed	Compliance Inspections	1999/2000 Contravention
	65,536 m3	52	3

Case Number	Incident Start Date	Contravention	Description	Determination
DSQ-2000-0006	5-Apr-99	FPC 96 1	Damage Crown timber	Penalty
		FPC 96 1	Damage Crown timber	Remediation Order
		TIM 24 3	Fuel/service in RMA	Penalty

STEEVES FOREST CONSULTING LTD.	Volume Billed	Compliance Inspections	1999/2000 Contravention
	9,209 m3	11	0

STELLA-JONES INC.	Volume Billed	Compliance Inspections	1999/2000 Contravention
	5,567 m3	0	0

STUART LAKE LUMBER CO. LTD.	Volume Billed	Compliance Inspections	1999/2000 Contravention
	225,306 m3	36	0

T.R.C. CEDAR LIMITED	Volume Billed	Compliance Inspections	1999/2000 Contravention
	89,743 m3	33	0

TACKAMA FOREST PRODUCTS LTD.	Volume Billed	Compliance Inspections	1999/2000 Contravention
	301,478 m3	313	0

Contraventions falling outside of the reporting period for this Annual Report, but not shown in previous Annual Reports.

Case Number	Incident Start Date	Contravention	Description	Determination
DFN-1999-0028	1-Feb-99	FPC 96 1	Damage Crown timber	Penalty

TAKLA DEVELOPMENT CORPORATION	Volume Billed	Compliance Inspections	1999/2000 Contravention
	53,538 m3	13	1

Stopwork orders (does not constitute a finding of a contravention).

Case Number	Incident Start Date	Contravention	Description	Determination
DJA-2000-0039	4-Mar-00			Stopwork Order

TAKLA TRACK & TIMBER LTD.	Volume Billed	Compliance Inspections	1999/2000 Contravention
	166,490 m3	43	0

Contraventions falling outside of the reporting period for this Annual Report, but not shown in previous Annual Reports.

Case Number	Incident Start Date	Contravention	Description	Determination
DJA-1999-0004	14-Jan-98	FPC 67 2	Damage/log leave tree	Penalty

TAMIHI LOGGING CO. LTD.	Volume Billed	Compliance Inspections	1999/2000 Contravention
	57,522 m3	41	0

TANIZUL TIMBER LTD.	Volume Billed	Compliance Inspections	1999/2000 Contravention
	103,948 m3	56	0

Contraventions falling outside of the reporting period for this Annual Report, but not shown in previous Annual Reports.

Case Number	Incident Start Date	Contravention	Description	Determination
DJA-1999-0019	10-Nov-98	FPC 67 1	Practices not in specifications	Penalty
		FPC 67 2	Damage/log leave tree	Penalty

*TEAL CEDAR PRODUCTS LTD.	Volume Billed	Compliance Inspections	1999/2000 Contravention
	634,492 m3	433	0

* The volume billed and number of inspections for J.S. Jones Holdings Ltd. and Teal Cedar Products Ltd. have been combined to reflect the transfer of licences to Teal Cedar Products Ltd. Our systems currently are unable to determine the volumes and number of inspections attributed to each licensee prior to the transfer.

TEMBEC INDUSTRIES LTD.	Volume Billed	Compliance Inspections	1999/2000 Contravention
	1,491,839 m3	874	0

Contraventions falling outside of the reporting period for this Annual Report, but not shown in previous Annual Reports.

Case Number	Incident Start Date	Contravention	Description	Determination
DCB-1999-0015	17-Jul-98	FPC 67 1	Practices not in specifications	Penalty
		FPC 96 1	Damage Crown timber	Formal No Action
DIN-1999-0019	14-Sep-98	FPC 67 1	Practices not in specifications	Penalty
		FPC 67 1	Practices not in specifications	Remediation Order

TERMINAL FOREST PRODCUTS LTD.	Volume Billed	Compliance Inspections	1999/2000 Contravention
	305,001 m3	167	5

Case Number	Incident Start Date	Contravention	Description	Determination
DSC-2000-0027	15-Jun-99	FPC 62 1	Road not to requirement	Violation Ticket
DSQ-2001-0007	21-Oct-99	FPC 62 1	Road not to requirement	Penalty
		RDS 4 2	Rd in riparian area	Remediation Order
		RDS 4 6	No riparian assessment	Formal No Action
DSQ-2001-0009	26-Oct-99	RDS 12 1	Waste area location	Penalty

Stopwork orders (does not constitute a finding of a contravention).

DSC-2000-0036	13-Oct-99			Stopwork Order
---------------	-----------	--	--	----------------

TERMINAL FOREST PRODCUTS LTD. (cont.)	Volume Billed	Compliance Inspections	1999/2000 Contravention
	305,001 m3	167	5

Stopwork orders (does not constitute a finding of a contravention).

Case Number	Incident Start Date	Contravention	Description	Determination
DSC-2000-0055	15-Dec-99			Stopwork Order

TFL FOREST LTD.	Volume Billed	Compliance Inspections	1999/2000 Contravention
	1,560,010 m3	276	1

Case Number	Incident Start Date	Contravention	Description	Determination
DCR-2000-0068	13-Jul-99	FPC 96 1	Damage Crown timber	Penalty

THE CORPORATION OF THE DISTRICT OF MISSION	Volume Billed	Compliance Inspections	1999/2000 Contravention
	37,747 m3	17	0

THE PAS LUMBER COMPANY LTD.	Volume Billed	Compliance Inspections	1999/2000 Contravention
	755,038 m3	201	0

THOMSON INDUSTRIES LTD.	Volume Billed	Compliance Inspections	1999/2000 Contravention
	31,381 m3	2	0

TIMFOR CONTRACTORS LTD.	Volume Billed	Compliance Inspections	1999/2000 Contravention
	51,034 m3	3	0

Case Number	Incident Start Date	Contravention	Description	Determination
-------------	---------------------	---------------	-------------	---------------

Contraventions falling outside of the reporting period for this Annual Report, but not shown in previous Annual Reports.

DPM-1999-0013	5-May-98	FPC 45 3	Avoidable damage	Penalty
---------------	----------	----------	------------------	---------

TOLKO INDUSTRIES LTD.	Volume Billed	Compliance Inspections	1999/2000 Contravention
	1,877,215 m3	834	1

Case Number	Incident Start Date	Contravention	Description	Determination
DKA-2000-0020	14-Sep-99	FPC 96 1	Damage Crown timber	Penalty

Contraventions falling outside of the reporting period for this Annual Report, but not shown in previous Annual Reports.

DKA-1999-0002	27-Apr-98	FPC 67 1	Practices not in specifications	Penalty
		FPC 67 2	Damage/log leave tree	Formal No Action
		FPC 68 1	Blade trail not in plan	Penalty
		TIM 12 2	Removal stream crossing	Penalty

TOQUAHT ENTERPRISES LTD.	Volume Billed	Compliance Inspections	1999/2000 Contravention
	41,717 m3	34	0

TRIUMPH TIMBER LTD.	Volume Billed	Compliance Inspections	1999/2000 Contravention
	165,908 m3	84	0

TSE DEL DEL ENTERPRISES LTD.	Volume Billed	Compliance Inspections	1999/2000 Contravention
	74,361 m3	56	0

TSILHQOT'IN FOREST PRODUCTS INC.	Volume Billed	Compliance Inspections	1999/2000 Contravention
	8,801 m3	28	0

WELDWOOD OF CANADA LTD.	Volume Billed	Compliance Inspections	1999/2000 Contravention
	1,637,313 m3	1113	0

Contraventions falling outside of the reporting period for this Annual Report, but not shown in previous Annual Reports.

Case Number	Incident Start Date	Contravention	Description	Determination
DQU-2000-0006	31-Jan-99	FPC 70 4	Regeneration shortfall	Formal No Action
DQU-2000-0003	1-Oct-98	SILV 28 1	Fail to submit report	Formal No Action

WEST FRASER MILLS LTD.	Volume Billed	Compliance Inspections	1999/2000 Contravention
	3,973,413 m3	2394	3

Case Number	Incident Start Date	Contravention	Description	Determination
DBC-2000-0001	6-Apr-99	FPC 96 1	Damage crown timber	Penalty
		FPC 96 1	Damage crown timber	Remediation Order
DDC-2001-0009	15-Jul-99	SILV 6 1	Track <5m from stream	Formal No Action

Contraventions falling outside of the reporting period for this Annual Report, but not shown in previous Annual Reports.

DBC-1999-0014	4-Jan-99	FPC 67 1	Practices not in specifications	Penalty
DCH-2000-0002	1-Dec-98	FPC 70 4	Regeneration shortfall	Penalty
DCH-2000-0003	1-Dec-98	FPC 70 4	Regeneration shortfall	Formal No Action
DCH-2000-0004	1-Dec-98	FPC 70 4	Regeneration shortfall	Penalty

WESTERN FOREST PRODUCTS LIMITED	Volume Billed	Compliance Inspections	1999/2000 Contravention
	1,796,195 m3	568	0

Contraventions falling outside of the reporting period for this Annual Report, but not shown in previous Annual Reports.

Case Number	Incident Start Date	Contravention	Description	Determination
DPM-1998-0045	4-Sep-97	FPC 96 1	Damage or remove Crown timber	Penalty
DPM-1998-0047	16-Sep-97	FPC 96 1	Damage or remove Crown timber	Penalty
DPM-1998-0078	1-Dec-97	FPC 96 1	Damage or remove Crown timber	Penalty
DPM-1998-0059	3-Nov-97	RDS 12 1	Fail drainage ditches	Penalty
		RDS 12 1	Fail to prevent ponding	Formal No Action
		RDS 12 1	Water unstable slope	Formal No Action
		RDS 17 1	Inspect/maintain road	Penalty
		RDS 3 5	No stability assessment	Formal No Action

*WEYERHAEUSER COMPANY LTD.		Volume Billed 6,934,585 m3	Compliance Inspections 2074	1999/2000 Contravention 3
Case Number	Incident Start Date	Contravention	Description	Determination
DCL-2000-0016	17-Jun-99	FPC 96 1	Damage crown timber	Violation Ticket
DSI-2000-0135	1-Nov-99	FPC 67 1	Practices not in specifications	Violation Ticket
DSI-2001-0036	15-Mar-00	FPC 63 2	Fail to maintain road	Violation Ticket

Contraventions falling outside of the reporting period for this Annual Report, but not shown in previous Annual Reports.

DKA-1999-0058	11-Feb-99	FPC 67 1	Practices not in specifications	Penalty
		FPC 67 2	Damage/log leave tree	Penalty
DPE-1998-0057	7-Jul-97	FPC 96 1	Damage or remove Crown timber	Penalty

* The volume billed and number of inspections for MacMillan Bloedel Limited and Weyerhaeuser Canada Limited have been combined to reflect the transfer of licences to Weyerhaeuser Canada Limited. Our systems currently are unable to determine the volumes and number of inspections attributed to each licensee prior to the transfer.

WOOD RIVER FOREST INC.		Volume Billed 46,073 m3	Compliance Inspections 29	1999/2000 Contravention 0
-------------------------------	--	---------------------------------------	---	---

XAT'SULL LOGGING LTD.		Volume Billed 27,518 m3	Compliance Inspections 15	1999/2000 Contravention 0
------------------------------	--	---------------------------------------	---	---

YUN KA WHU'TEN HOLDINGS LTD.		Volume Billed 223,870 m3	Compliance Inspections 132	1999/2000 Contravention 0
---	--	--	--	---

ZEIDLER FOREST INDUSTRIES LTD.		Volume Billed 108,060 m3	Compliance Inspections 141	1999/2000 Contravention 1
---	--	--	--	---

Contraventions falling outside of the reporting period for this Annual Report, but not shown in previous Annual Reports.

Case Number	Incident Start Date	Contravention	Description	Determination
DRV-2000-0015	23-Sep-99	FPC 58 2	Unauthorized road construction	Formal No Action
DRV-1998-0040	5-Jun-97	FPC 64 1	Fail to deactivate	Penalty
		FPC 64 2	Improper deactivation	Penalty
		RDS 20	Fail temporary road deactivation	Penalty



APPENDIX 2

Summary of Contraventions and Associated Formal Enforcement Decisions for Small Business and Woodlot Licencees

APRIL 1, 1999 – MARCH 31, 2000

SMALL BUSINESS TENURES

74 Licencees with 1 Contravention
 16 Licencees with 2 Contraventions
 2 Licencees with 3 Contraventions
 3 Licencees with 4 Contraventions
 1 Licencee with 5 Contraventions
 1 Licencee with 8 Contraventions
 1 Licencee with 9 Contraventions

Contravention	Description	Total
FFPS 34 3	Late hazard abatement	1
FPC 54 2	Unpermitted Road Use	1
FPC 54 3	Unauthorized road use	1
FPC 58 2	Unauthorized road construction	2
FPC 60 1	Unapproved road construction	1
FPC 62 1	Road not to requirement	13
FPC 63 2	Fail to maintain road	1
FPC 63 3	Fail to maintain road	1
FPC 64 1	Fail to deactivate road	1
FPC 65	Unauthorized connection	2
FPC 67	Contrary operation	8
FPC 67 1	Practices not in specifications	18
FPC 67 2	Damage/log leave tree	3
FPC 67 2	Unauthorized practices near stream	2

FPC 68	Unauthorized trail construction	1
FPC 68 1	Bladed trail not in plan	3
FPC 74 1	Irregular range use	1
FPC 74 1	Range use not in plan	1
FPC 76 4	Fire against regulation	1
FPC 96 1	Damage Crown timber	47
FPC 96 2	Remove Crown timber	11
FPC 102 1	Unauthorized construction	1
FPC 154 B	Fail to comply with requirement	1
RDS 12 1	Unauthorized stream crossing	1
RDS 12 1	Equipment within 5m of stream	1
RDS 13 1	Fail to meet drainage patterns	4
RDS 13 1	Fail to meet design requirements	1
RDS 13 1	Interfere with culvert water flow	1
RDS 18 1	Fail to inspect/maintain road	5
RDU 4	Inappropriate seed	1
RDU 10 1	Damage Forest Service road	1
REC 16	Prohibited use of recreation area	1
TIM 10 1	Fail to fall tree away from stream	1
TIM 11 1	Yard/Skid in/over stream	1
TIM 21 1	Unauthorized temporary stream crossing	1
TIM 21 2	Fail to protect stream	1
TIM 23	Debris/slash disposal	1
TIM 24 1	Equipment within 5m of stream	3

WOODLOT TENURES

4 Licencees with 1 Contravention
 1 Licencees with 2 Contraventions
 1 Licencees with 3 Contraventions

Contravention	Description	Total
FPC 60 1	Unapproved road construction	1
FPC 67 1	Practices not in specification	3
FPC 70 4	Regeneration short fall	1
FPC 96 1	Damage Crown timber	1
FPC 96 2	Remove Crown timber	2
TIM 28	Salvage in restricted area	1

APPENDIX 3



Forest District and Region Codes

Cariboo Forest Region (RCA)

DCH	Chilcotin F.D. (Alexis Creek)
DHO	Horsefly F.D.
DMH	100 Mile House F.D.
DQU	Quesnel F.D.
DWL	Williams Lake F.D.

Prince George Forest Region (RPG)

DDC	Dawson Creek F.D.
DFN	Fort Nelson F.D.
DJA	Fort St. James F.D.
DJO	Fort St. John F.D.
DMK	Mackenzie F.D.
DPG	Prince George F.D.
DRV	Robson Valley F.D. (McBride)
DVE	Vanderhoof F.D.

Kamloops Forest Region (RKA)

DCL	Clearwater F.D.
DKA	Kamloops F.D.
DLI	Lillooet F.D.
DME	Merritt F.D.
DPE	Penticton F.D.
DSA	Salmon Arm F.D.
DVE	Vernon F.D.

Prince Rupert Forest Region (RPR)

DBU	Bulkley/Cassiar F.D. (Smithers)
DKM	Kalum F.D. (Terrace)
DKI	Kispiox F.D. (Hazelton)
DLA	Lakes F.D. (Burns Lake)
DMO	Morice F.D. (Houston)
DNC	North Coast F.D. (Prince Rupert)

Nelson Forest Region (RNE)

DAR	Arrow F.D. (Castlegar)
DBO	Boundary F.D. (Grand Forks)
DCB	Cranbrook F.D.
DIN	Invermere F.D.
DKL	Kootenay Lake F.D. (Nelson)
DCO	Columbia F.D.

Vancouver Forest Region (RVA)

DCR	Campbell River F.D.
DCK	Chilliwack F.D. (Rosedale)
DMC	Mid-Coast F.D. (Hagensborg)
DPM	Port McNeill F.D.
DQC	Queen Charlotte Islands F.D. (Queen Charlotte City)
DSI	South Island F.D. (Port Alberni)
DSQ	Squamish F.D.
DSC	Sunshine Coast F.D. (Powell River)

APPENDIX 4



Map of BC With Region and District Boundaries

