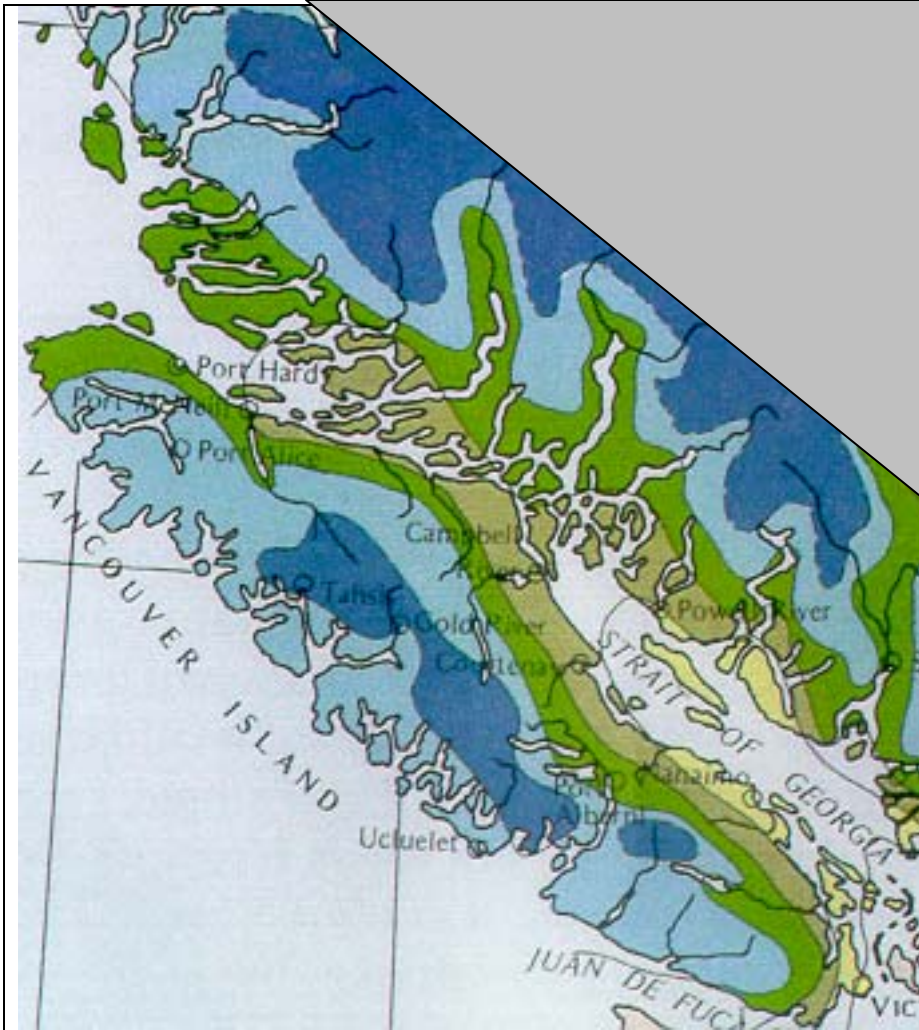


Wet Weather Shutdown (modified Nov 7, 2006)



Zone	Mean Annual Precip (mm)	Shutdown Threshold (mm/24 hours)
1	750	20
2	1500	40
3	2500	60
4	3000	75
5	3500	90

TABLE B Local Soil Type	Multiplier Factor
Very Erodible (e.g. lacustrine)	0.4
Erodible (e.g. organics, sands)	0.6
Least Erodible (e.g. colluvium, till)	0.8
Bedrock	1.0

TABLE C Slope Modifier	Multiplier Factor
0% - 57	1.0
57% - 70%	0.9
71% - 88%	0.8
89% +	0.7

Instructions:

- 1) Use base shutdown threshold from Table A
 - 2) Multiply by Soil Type Modifier from Table B
 - 3) Multiply result by Slope Modifier from Table C
- Result is rainfall shutdown threshold in millimeters in a 24 hour period

Example

Zone	Table-A: Mean Annual	Shutdown-Threshold
°	Precipitation (mm)	(mm/24-hours)
1	750	20
2	1500	40
3	2500	60
4	3000	75
5	3500	90




TABLE-B: Local Soil Type	Multiplier
°	Factor
Very Erodible (e.g. lacustrine)	0.4
Erodible (e.g. organics, sands)	0.6
Least Erodible (e.g. colluvium, till)	0.8
Bedrock	1.0




TABLE-C: Slope Modifier	Multiplier
°	Factor
0% - 57%	1.0
57% - 70%	0.9
71% - 88%	0.8
89% +	0.7

For Dark Blue Zone 5; 24 Hr Shutdown Criteria = $90 \times 0.8 \times 0.8 = 58 \text{ mm}$

Return to Work Estimation Guide

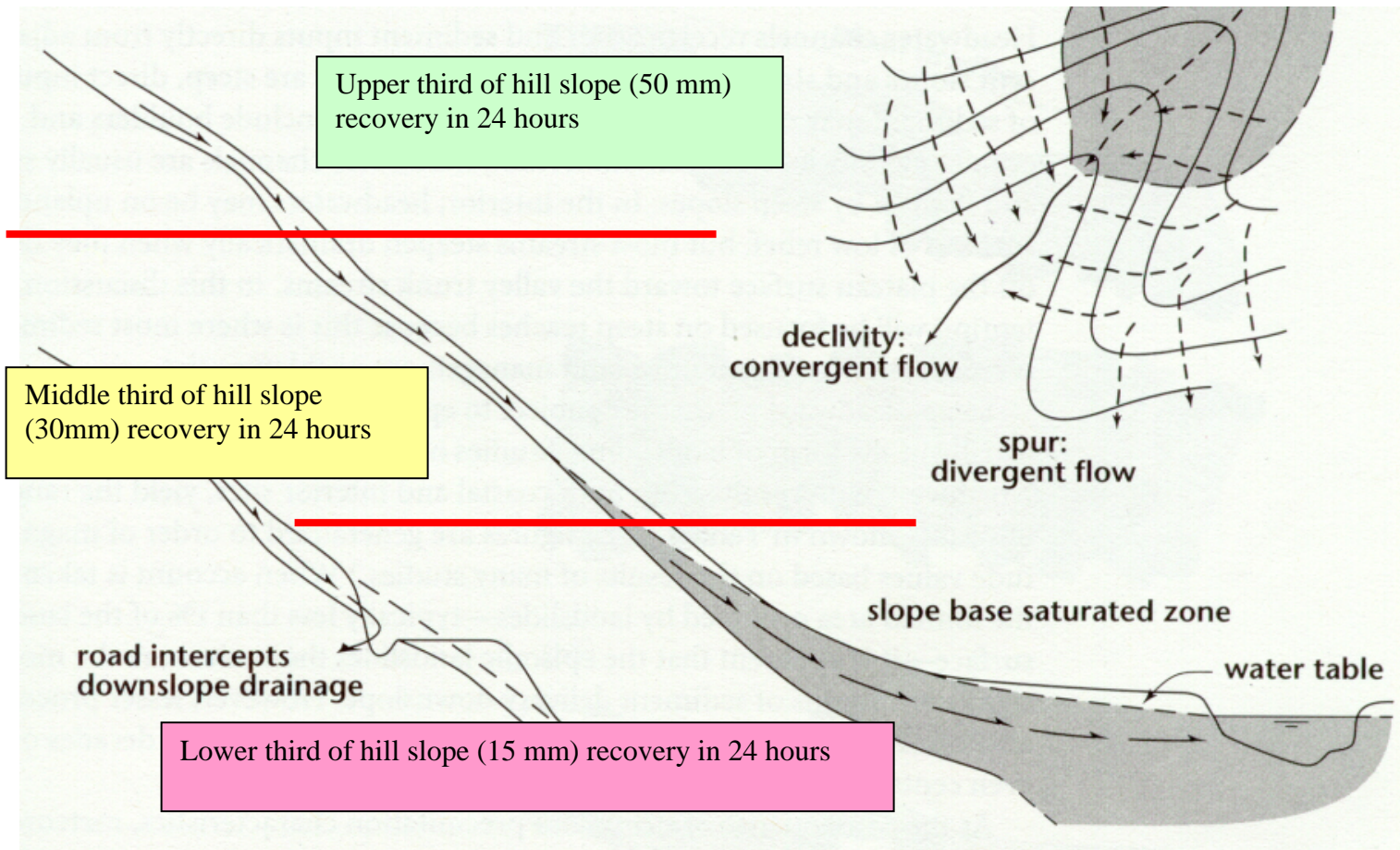
Water balance returns to normal after a heavy rainfall period subject to a number of variables

- -slope position
- -slope gradient
- -soil type and depth (or proximity to bedrock)

Where a road is located above the worksite, interception by ditch lines may have the effect of increasing the recovery rate for lower slope positions

Using the following sketch as a guide, identify the slope position of the planned activity (upper, middle and lower thirds)

In an **average** situation precipitation input is reduced in a 24 hour period by the indicated values based on slope position





BCTS

BC Timber Sales
Strait of Georgia
EMS ISO 14001 Registered

TSL #	_____	Operating Area	_____
Licensee	_____	Wet Weather Shutdown Theshold	_____
Prime Contractor	_____	Reporting Wx Station	_____
Onsite Supervisor	_____		

Month:

	Rainfall (mm)	Fire Danger Class	Number of Days at Danger Class
1			
2			
3			
4			
5			
6			
7			
8			
9			
10			
11			
12			
13			
14			
15			
16			
17			
18			
19			
20			
21			
22			
23			
24			
25			
26			
27			
28			
29			
30			
31			

Operating requirements for Fire Danger Classes

http://bcwildfire.ca/Industry_Stakeholders/industry/HighRiskActivities.htm